

MONTHLY REPORT OF DISBURSEMENTS
For the month of June 2021


Department: Department of the Interior and Local Government (DILG)
 Agency/Entity: Office of the Secretary
 Operating Unit: Regional Office - I
 Organization Code (UACS): 14 001 0300001
 Fund Cluster: 01 Regular Agency Fund


Particulars	Current Year Budget					Prior Year's Budget										SUB-TOTAL	Trust Liabilities				Grand Total				Remarks			
	PS	MOOE	FinEx	CO	TOTAL	Prior Year's Accounts Payable					Current Year's Accounts Payable						PS	MOOE	CO	TOTAL	PS	MOOE	FinEx	CO		TOTAL		
						PS	MOOE	FinEx	CO	Sub-Total	PS	MOOE	FinEx	CO	Sub-Total												TOTAL	TOTAL
1	2	3	4	5	6=(2+3+4+5)	7	8	9	10	11=(7+8+9+10)	12	13	14	15	16=(12+13+14+15)	17=(11+16)	18=(6+17)	19	20	21	22=(19+20+21)	23	24	25	26	27=(23+24+25+26)	28	
CASH DISBURSEMENTS	17,648,962.17	4,942,106.52	0.00	0.00	22,591,068.69	0.00	0.00	0.00	0.00	0.00	0.00	18,577,988.03	0.00	0.00	18,577,988.03	18,577,988.03	41,169,056.72	0.00	0.00	0.00	0.00	17,648,962.17	23,520,094.55	0.00	0.00	41,169,056.72		
Notice of Cash Allocation (NCA)	14,936,117.18	2,211,112.03	0.00	0.00	17,147,229.21	0.00	0.00	0.00	0.00	0.00	0.00	114,199.36	0.00	0.00	114,199.36	114,199.36	17,261,428.57	0.00	0.00	0.00	0.00	14,936,117.18	2,325,311.39	0.00	0.00	17,261,428.57		
MDS Checks Issued	0.00	0.00	0.00	0.00	0.00	0.00	0.00	0.00	0.00	0.00	0.00	0.00	0.00	0.00	0.00	0.00	0.00	0.00	0.00	0.00	0.00	0.00	0.00	0.00	0.00	0.00	0.00	
Advice to Debit Account	14,936,117.18	2,211,112.03	0.00	0.00	17,147,229.21	0.00	0.00	0.00	0.00	0.00	0.00	114,199.36	0.00	0.00	114,199.36	114,199.36	17,261,428.57	0.00	0.00	0.00	0.00	14,936,117.18	2,325,311.39	0.00	0.00	17,261,428.57		
Notice of Transfer Allocations (NTA)	2,712,844.99	2,730,994.49	0.00	0.00	5,443,839.48	0.00	0.00	0.00	0.00	0.00	0.00	18,463,788.67	0.00	0.00	18,463,788.67	18,463,788.67	23,907,628.15	0.00	0.00	0.00	0.00	2,712,844.99	21,194,783.16	0.00	0.00	23,907,628.15		
MDS Checks Issued	0.00	0.00	0.00	0.00	0.00	0.00	0.00	0.00	0.00	0.00	0.00	0.00	0.00	0.00	0.00	0.00	0.00	0.00	0.00	0.00	0.00	0.00	0.00	0.00	0.00	0.00	0.00	
Advice to Debit Account	2,712,844.99	2,730,994.49	0.00	0.00	5,443,839.48	0.00	0.00	0.00	0.00	0.00	0.00	18,463,788.67	0.00	0.00	18,463,788.67	18,463,788.67	23,907,628.15	0.00	0.00	0.00	0.00	2,712,844.99	21,194,783.16	0.00	0.00	23,907,628.15		
Working Fund for FAPs	0.00	0.00	0.00	0.00	0.00	0.00	0.00	0.00	0.00	0.00	0.00	0.00	0.00	0.00	0.00	0.00	0.00	0.00	0.00	0.00	0.00	0.00	0.00	0.00	0.00	0.00	0.00	
Cash Disbursement Ceiling (CDC)	0.00	0.00	0.00	0.00	0.00	0.00	0.00	0.00	0.00	0.00	0.00	0.00	0.00	0.00	0.00	0.00	0.00	0.00	0.00	0.00	0.00	0.00	0.00	0.00	0.00	0.00	0.00	
TOTAL CASH DISBURSEMENTS	17,648,962.17	4,942,106.52	0.00	0.00	22,591,068.69	0.00	0.00	0.00	0.00	0.00	0.00	18,577,988.03	0.00	0.00	18,577,988.03	18,577,988.03	41,169,056.72	0.00	0.00	0.00	0.00	17,648,962.17	23,520,094.55	0.00	0.00	41,169,056.72		
NON-CASH DISBURSEMENTS	1,943,490.12	77,785.86	0.00	0.00	2,021,275.98	0.00	0.00	0.00	0.00	0.00	0.00	44,970.26	0.00	0.00	44,970.26	44,970.26	2,066,246.24	0.00	0.00	0.00	0.00	1,943,490.12	122,756.12	0.00	0.00	2,066,246.24		
Tax Remittance Advices Issued (TRA)	1,943,490.12	77,785.86	0.00	0.00	2,021,275.98	0.00	0.00	0.00	0.00	0.00	0.00	44,970.26	0.00	0.00	44,970.26	44,970.26	2,066,246.24	0.00	0.00	0.00	0.00	1,943,490.12	122,756.12	0.00	0.00	2,066,246.24		
Non-Cash Availment Authority (NCAA)	0.00	0.00	0.00	0.00	0.00	0.00	0.00	0.00	0.00	0.00	0.00	0.00	0.00	0.00	0.00	0.00	0.00	0.00	0.00	0.00	0.00	0.00	0.00	0.00	0.00	0.00	0.00	
Disbursements effected through outright deductions from claims (please specify...)	0.00	0.00	0.00	0.00	0.00	0.00	0.00	0.00	0.00	0.00	0.00	0.00	0.00	0.00	0.00	0.00	0.00	0.00	0.00	0.00	0.00	0.00	0.00	0.00	0.00	0.00	0.00	
Overpayment of expenses (e.g. personnel benefits)	0.00	0.00	0.00	0.00	0.00	0.00	0.00	0.00	0.00	0.00	0.00	0.00	0.00	0.00	0.00	0.00	0.00	0.00	0.00	0.00	0.00	0.00	0.00	0.00	0.00	0.00	0.00	
Restitution for loss or government property	0.00	0.00	0.00	0.00	0.00	0.00	0.00	0.00	0.00	0.00	0.00	0.00	0.00	0.00	0.00	0.00	0.00	0.00	0.00	0.00	0.00	0.00	0.00	0.00	0.00	0.00	0.00	
Liquidated damages and similar claims	0.00	0.00	0.00	0.00	0.00	0.00	0.00	0.00	0.00	0.00	0.00	0.00	0.00	0.00	0.00	0.00	0.00	0.00	0.00	0.00	0.00	0.00	0.00	0.00	0.00	0.00	0.00	
Others (e.g. TEF, BTR, Docs Stamp, etc.)	0.00	0.00	0.00	0.00	0.00	0.00	0.00	0.00	0.00	0.00	0.00	0.00	0.00	0.00	0.00	0.00	0.00	0.00	0.00	0.00	0.00	0.00	0.00	0.00	0.00	0.00	0.00	
TOTAL NON-CASH DISBURSEMENTS	1,943,490.12	77,785.86	0.00	0.00	2,021,275.98	0.00	0.00	0.00	0.00	0.00	0.00	44,970.26	0.00	0.00	44,970.26	44,970.26	2,066,246.24	0.00	0.00	0.00	0.00	1,943,490.12	122,756.12	0.00	0.00	2,066,246.24		
GRAND TOTAL	19,592,452.29	5,019,892.38	0.00	0.00	24,612,344.67	0.00	0.00	0.00	0.00	0.00	0.00	18,622,958.29	0.00	0.00	18,622,958.29	18,622,958.29	43,235,302.96	0.00	0.00	0.00	0.00	19,592,452.29	23,642,850.67	0.00	0.00	43,235,302.96		


SUMMARY

Particulars	Previous Report (2)	This Month (3)	As at Date (4)
Total Disbursement Authorities Received	168,982,796.52	42,290,150.69	211,272,947.21
NCA	106,794,000.00	18,318,000.00	125,112,000.00
NTA	52,816,181.64	21,905,904.45	74,522,086.09
Working Fund	0.00	0.00	0.00
TRA	9,572,614.88	2,066,246.24	11,638,861.12
CDC	0.00	0.00	0.00
NCAA	0.00	0.00	0.00
Less: Notice of Transfer of Allocations (NTA)* issued	0.00	0.00	0.00
Total Disbursement Authorities Available	168,982,796.52	42,290,150.69	211,272,947.21
Less:	0.00	0.00	0.00
Lapsed NCA	9.27	410.66	419.93
Disbursements	168,037,224.32	43,235,302.96	211,272,527.28
Less: Other Non-Cash Disbursements	0.00	0.00	0.00
Disbursements effected through outright deductions from claims	0.00	0.00	0.00
Overpayment of expenses (e.g. personnel benefits)	0.00	0.00	0.00
Restitution for loss of government property	0.00	0.00	0.00
Liquidated damages and similar claims	0.00	0.00	0.00
Others (e.g. TEF, BTR, Docs Stamp, etc.)	0.00	0.00	0.00
Add/Less: Adjustments (e.g. cancelled/stated checks)	0.00	0.00	0.00
Balance of Disbursement Authorities as at date	945,562.93	(945,562.93)	0.00
Total Disbursements Program	106,794,000.00	18,318,000.00	125,112,000.00
Less: *Actual Disbursements	168,037,224.32	43,235,302.96	211,272,527.28
(Over)/Under spending	(61,243,224.32)	(24,917,302.96)	(86,160,527.28)

Notes: * The use of NTA is discouraged
 Notes: ** Amounts should tally with the grand total disbursement (column 27).

Certified Correct:

 CHRISTINE JOY G. FLORES
 Regional Accountant

Recommending Approval:

 ALICIA C. BANG-OA
 FAD Chief

Approved by:

 JULIE J. DAQUIOAG, PH.D., CESO III
 Regional Director