


MONTHLY REPORT OF DISBURSEMENTS
For the month of December 2023


Department : Department of the Interior and Local Government (DILG)
 Agency/Entity : Office of the Secretary
 Operating Unit : Regional Office - I
 Organization Code (UACS) : 14 001 0300001
 Fund Cluster : 01 - Regular Agency Fund

Particulars	Current Year Budget					Prior Year's Budget										Trust Liabilities				Grand Total					Remarks			
	PS	MOOE	FinEx	CO	TOTAL	Prior Year's Accounts Payable					Current Year's Accounts Payable					TOTAL	SUB-TOTAL	PS	MOOE	CO	TOTAL	PS	MOOE	FinEx		CO	TOTAL	
1	2	3	4	5	6=(2+3+4+5)	7	8	9	10	11=(7+8+9+10)	12	13	14	15	16=(12+13+14+15)	17=(11+16)	18=(6+17)	19	20	21	22=(19+20+21)	23	24	25	26	27=(23+24+25+26)	28	
CASH DISBURSEMENTS	32,240,842.89	144,587,007.04	0.00	0.00	176,827,849.93	0.00	0.00	0.00	0.00	0.00	0.00	164,231.02	0.00	0.00	164,231.02	164,231.02	176,992,080.95	0.00	0.00	0.00	0.00	32,240,842.89	144,751,238.06	0.00	0.00	176,992,080.95		
Notice of Cash Allocation (NCA)	25,959,483.90	6,397,676.53	0.00	0.00	32,357,160.43	0.00	0.00	0.00	0.00	0.00	0.00	59,046.00	0.00	0.00	59,046.00	59,046.00	32,416,206.43	0.00	0.00	0.00	0.00	25,959,483.90	6,456,722.53	0.00	0.00	32,416,206.43		
MDS Checks Issued	0.00	0.00	0.00	0.00	0.00	0.00	0.00	0.00	0.00	0.00	0.00	0.00	0.00	0.00	0.00	0.00	0.00	0.00	0.00	0.00	0.00	0.00	0.00	0.00	0.00	0.00	0.00	
Advice to Debit Account	25,959,483.90	6,397,676.53	0.00	0.00	32,357,160.43	0.00	0.00	0.00	0.00	0.00	0.00	59,046.00	0.00	0.00	59,046.00	59,046.00	32,416,206.43	0.00	0.00	0.00	0.00	25,959,483.90	6,456,722.53	0.00	0.00	32,416,206.43		
Notice of Transfer Allocations (NTA)	6,281,358.99	138,189,330.51	0.00	0.00	144,470,689.50	0.00	0.00	0.00	0.00	0.00	0.00	105,185.02	0.00	0.00	105,185.02	105,185.02	144,575,874.52	0.00	0.00	0.00	0.00	6,281,358.99	138,294,515.53	0.00	0.00	144,575,874.52		
MDS Checks Issued	0.00	0.00	0.00	0.00	0.00	0.00	0.00	0.00	0.00	0.00	0.00	0.00	0.00	0.00	0.00	0.00	0.00	0.00	0.00	0.00	0.00	0.00	0.00	0.00	0.00	0.00	0.00	
Advice to Debit Account	6,281,358.99	138,189,330.51	0.00	0.00	144,470,689.50	0.00	0.00	0.00	0.00	0.00	0.00	105,185.02	0.00	0.00	105,185.02	105,185.02	144,575,874.52	0.00	0.00	0.00	0.00	6,281,358.99	138,294,515.53	0.00	0.00	144,575,874.52		
Working Fund for FAPs	0.00	0.00	0.00	0.00	0.00	0.00	0.00	0.00	0.00	0.00	0.00	0.00	0.00	0.00	0.00	0.00	0.00	0.00	0.00	0.00	0.00	0.00	0.00	0.00	0.00	0.00	0.00	
Cash Disbursement Ceiling (CDC)	0.00	0.00	0.00	0.00	0.00	0.00	0.00	0.00	0.00	0.00	0.00	0.00	0.00	0.00	0.00	0.00	0.00	0.00	0.00	0.00	0.00	0.00	0.00	0.00	0.00	0.00	0.00	
TOTAL CASH DISBURSEMENTS	32,240,842.89	144,587,007.04	0.00	0.00	176,827,849.93	0.00	0.00	0.00	0.00	0.00	0.00	164,231.02	0.00	0.00	164,231.02	164,231.02	176,992,080.95	0.00	0.00	0.00	0.00	32,240,842.89	144,751,238.06	0.00	0.00	176,992,080.95		
NON-CASH DISBURSEMENTS	3,528,845.27	286,541.10	0.00	0.00	3,815,386.37	0.00	0.00	0.00	0.00	0.00	0.00	0.00	0.00	0.00	0.00	0.00	3,815,386.37	0.00	0.00	0.00	0.00	3,528,845.27	286,541.10	0.00	0.00	3,815,386.37		
Tax Remittance Advices Issued (TRA)	3,528,845.27	286,541.10	0.00	0.00	3,815,386.37	0.00	0.00	0.00	0.00	0.00	0.00	0.00	0.00	0.00	0.00	0.00	3,815,386.37	0.00	0.00	0.00	0.00	3,528,845.27	286,541.10	0.00	0.00	3,815,386.37		
Non-Cash Availment Authority (NCAA)	0.00	0.00	0.00	0.00	0.00	0.00	0.00	0.00	0.00	0.00	0.00	0.00	0.00	0.00	0.00	0.00	0.00	0.00	0.00	0.00	0.00	0.00	0.00	0.00	0.00	0.00	0.00	
Disbursements effected through outright deductions from claims (please specify...)	0.00	0.00	0.00	0.00	0.00	0.00	0.00	0.00	0.00	0.00	0.00	0.00	0.00	0.00	0.00	0.00	0.00	0.00	0.00	0.00	0.00	0.00	0.00	0.00	0.00	0.00	0.00	
Overpayment of expenses(e.g. personnel benefits)	0.00	0.00	0.00	0.00	0.00	0.00	0.00	0.00	0.00	0.00	0.00	0.00	0.00	0.00	0.00	0.00	0.00	0.00	0.00	0.00	0.00	0.00	0.00	0.00	0.00	0.00	0.00	
Restitution for loss of government property	0.00	0.00	0.00	0.00	0.00	0.00	0.00	0.00	0.00	0.00	0.00	0.00	0.00	0.00	0.00	0.00	0.00	0.00	0.00	0.00	0.00	0.00	0.00	0.00	0.00	0.00	0.00	
Liquidated damages and similar claims	0.00	0.00	0.00	0.00	0.00	0.00	0.00	0.00	0.00	0.00	0.00	0.00	0.00	0.00	0.00	0.00	0.00	0.00	0.00	0.00	0.00	0.00	0.00	0.00	0.00	0.00	0.00	
Others (TEF, BTr, Documentary Stamp Tax, etc.)	0.00	0.00	0.00	0.00	0.00	0.00	0.00	0.00	0.00	0.00	0.00	0.00	0.00	0.00	0.00	0.00	0.00	0.00	0.00	0.00	0.00	0.00	0.00	0.00	0.00	0.00	0.00	
TOTAL NON-CASH DISBURSEMENTS	3,528,845.27	286,541.10	0.00	0.00	3,815,386.37	0.00	0.00	0.00	0.00	0.00	0.00	0.00	0.00	0.00	0.00	0.00	3,815,386.37	0.00	0.00	0.00	0.00	3,528,845.27	286,541.10	0.00	0.00	3,815,386.37		
GRAND TOTAL	35,769,688.16	144,873,548.14	0.00	0.00	180,643,236.30	0.00	0.00	0.00	0.00	0.00	0.00	164,231.02	0.00	0.00	164,231.02	164,231.02	180,807,467.32	0.00	0.00	0.00	0.00	35,769,688.16	145,037,779.16	0.00	0.00	180,807,467.32		

SUMMARY	Particulars (1)	Previous Report (2)	This Month (3)	As at Date (4)
Total Disbursement Authorities Received		335,285,582.14	166,385,647.61	501,671,229.75
NCA		257,732,000.00	21,555,000.00	279,287,000.00
NTA		56,554,988.50	141,015,261.24	197,570,249.74
Working Fund		0.00	0.00	0.00
TRA		20,998,593.64	3,815,386.37	24,813,980.01
CDC		0.00	0.00	0.00
NCAA		0.00	0.00	0.00
Less: Notice of Transfer of Allocations (NTA)* issued		0.00	0.00	0.00
Total Disbursement Authorities Available		335,285,582.14	166,385,647.61	501,671,229.75
Less:		0.00	0.00	0.00
Lapsed NCA		3,105,603.78	5.90	3,105,609.68
Disbursements		317,758,152.75	180,807,467.32	498,565,620.07
Less: Other Non-Cash Disbursements		0.00	0.00	0.00
Disbursements effected through outright deductions from claims		0.00	0.00	0.00
Overpayment of expenses(e.g. personnel benefits)		0.00	0.00	0.00
Restitution for loss of government property		0.00	0.00	0.00
Liquidated damages and similar claims		0.00	0.00	0.00
Others (e.g. TEF, BTr, Docs Stamp, etc.)		0.00	0.00	0.00
Add/Less: Adjustments (e.g. cancelled/staled checks)		0.00	0.00	0.00
Balance of Disbursement Authorities as at date		14,421,825.61	(14,421,825.61)	0.00
Total Disbursements Program		257,732,000.00	21,555,000.00	279,287,000.00
Less: *Actual Disbursements		317,758,152.75	180,807,467.32	498,565,620.07
(Over)/Under spending		(60,026,152.75)	(159,252,467.32)	(219,278,620.07)

Notes: * The use of NTA is discouraged
 Notes: ** Amounts should tally with the grand total disbursement (column 27).

Certified Correct:

CHRISTINE JOY F. CASUGA
 Regional Accountant
 Date:

Recommending Approval:

SHARWYN M. SANGEL
 FAD CHIEF
 Date:

Approved By:

JONATHAN PAUL M. LEUSEN JR., CESO III
 Regional Director
 Date:


MONTHLY REPORT OF DISBURSEMENTS
For the month of December 2023


Department : Department of the Interior and Local Government (DILG)
 Agency/Entity : Office of the Secretary
 Operating Unit : Regional Office - I
 Organization Code (UACS) : 14 001 0300001
 Fund Cluster : 01 - Regular Agency Fund


Particulars	Current Year Budget					Prior Year's Budget					Prior Year's Accounts Payable					Current Year's Accounts Payable					SUB-TOTAL	Trust Liabilities				Grand Total					Remarks
	PS	MOOE	FinEx	CO	TOTAL	PS	MOOE	FinEx	CO	TOTAL	PS	MOOE	FinEx	CO	TOTAL	PS	MOOE	CO	TOTAL	PS		MOOE	FinEx	CO	TOTAL						
	7	8	9	10	11=(7+8+9+10)	12	13	14	15	16=(12+13+14+15)	17=(11+16)	18=(6+17)	19	20	21	22=(19+20+21)	23	24	25	26		27=(23+24+25+26)	28								
CASH DISBURSEMENTS	32,240,842.89	144,587,007.04	0.00	0.00	176,827,849.93	0.00	0.00	0.00	0.00	0.00	0.00	164,231.02	0.00	0.00	164,231.02	164,231.02	176,992,080.95	0.00	0.00	0.00	0.00	32,240,842.89	144,751,238.06	0.00	0.00	176,992,080.95					
Notice of Cash Allocation (NCA)	25,959,483.90	6,397,676.53	0.00	0.00	32,357,160.43	0.00	0.00	0.00	0.00	0.00	0.00	59,046.00	0.00	0.00	59,046.00	59,046.00	32,416,206.43	0.00	0.00	0.00	0.00	25,959,483.90	6,458,722.53	0.00	0.00	32,416,206.43					
MDS Checks Issued	0.00	0.00	0.00	0.00	0.00	0.00	0.00	0.00	0.00	0.00	0.00	0.00	0.00	0.00	0.00	0.00	0.00	0.00	0.00	0.00	0.00	0.00	0.00	0.00	0.00	0.00	0.00				
Advice to Debit Account	25,959,483.90	6,397,676.53	0.00	0.00	32,357,160.43	0.00	0.00	0.00	0.00	0.00	0.00	59,046.00	0.00	0.00	59,046.00	59,046.00	32,416,206.43	0.00	0.00	0.00	0.00	25,959,483.90	6,458,722.53	0.00	0.00	32,416,206.43					
Notice of Transfer Allocations (NTA)	6,281,358.99	138,189,330.51	0.00	0.00	144,470,689.50	0.00	0.00	0.00	0.00	0.00	0.00	105,185.02	0.00	0.00	105,185.02	105,185.02	144,575,874.52	0.00	0.00	0.00	0.00	6,281,358.99	138,294,515.53	0.00	0.00	144,575,874.52					
MDS Checks Issued	0.00	0.00	0.00	0.00	0.00	0.00	0.00	0.00	0.00	0.00	0.00	0.00	0.00	0.00	0.00	0.00	0.00	0.00	0.00	0.00	0.00	0.00	0.00	0.00	0.00	0.00	0.00				
Advice to Debit Account	6,281,358.99	138,189,330.51	0.00	0.00	144,470,689.50	0.00	0.00	0.00	0.00	0.00	0.00	105,185.02	0.00	0.00	105,185.02	105,185.02	144,575,874.52	0.00	0.00	0.00	0.00	6,281,358.99	138,294,515.53	0.00	0.00	144,575,874.52					
Working Fund for FAPs	0.00	0.00	0.00	0.00	0.00	0.00	0.00	0.00	0.00	0.00	0.00	0.00	0.00	0.00	0.00	0.00	0.00	0.00	0.00	0.00	0.00	0.00	0.00	0.00	0.00	0.00	0.00				
Cash Disbursement Ceiling (CDC)	0.00	0.00	0.00	0.00	0.00	0.00	0.00	0.00	0.00	0.00	0.00	0.00	0.00	0.00	0.00	0.00	0.00	0.00	0.00	0.00	0.00	0.00	0.00	0.00	0.00	0.00	0.00				
TOTAL CASH DISBURSEMENTS	32,240,842.89	144,587,007.04	0.00	0.00	176,827,849.93	0.00	0.00	0.00	0.00	0.00	0.00	164,231.02	0.00	0.00	164,231.02	164,231.02	176,992,080.95	0.00	0.00	0.00	0.00	32,240,842.89	144,751,238.06	0.00	0.00	176,992,080.95					
NON-CASH DISBURSEMENTS	3,528,845.27	286,541.10	0.00	0.00	3,815,386.37	0.00	0.00	0.00	0.00	0.00	0.00	0.00	0.00	0.00	0.00	0.00	3,815,386.37	0.00	0.00	0.00	0.00	3,528,845.27	286,541.10	0.00	0.00	3,815,386.37					
Tax Remittance Advices Issued (TRA)	3,528,845.27	286,541.10	0.00	0.00	3,815,386.37	0.00	0.00	0.00	0.00	0.00	0.00	0.00	0.00	0.00	0.00	0.00	3,815,386.37	0.00	0.00	0.00	0.00	3,528,845.27	286,541.10	0.00	0.00	3,815,386.37					
Non-Cash Availment Authority (NCAA)	0.00	0.00	0.00	0.00	0.00	0.00	0.00	0.00	0.00	0.00	0.00	0.00	0.00	0.00	0.00	0.00	0.00	0.00	0.00	0.00	0.00	0.00	0.00	0.00	0.00	0.00	0.00				
Disbursements effected through outright deductions from claims (please specify...)	0.00	0.00	0.00	0.00	0.00	0.00	0.00	0.00	0.00	0.00	0.00	0.00	0.00	0.00	0.00	0.00	0.00	0.00	0.00	0.00	0.00	0.00	0.00	0.00	0.00	0.00	0.00				
Overpayment of expenses(e.g. personnel benefits)	0.00	0.00	0.00	0.00	0.00	0.00	0.00	0.00	0.00	0.00	0.00	0.00	0.00	0.00	0.00	0.00	0.00	0.00	0.00	0.00	0.00	0.00	0.00	0.00	0.00	0.00	0.00				
Restitution for loss of government property	0.00	0.00	0.00	0.00	0.00	0.00	0.00	0.00	0.00	0.00	0.00	0.00	0.00	0.00	0.00	0.00	0.00	0.00	0.00	0.00	0.00	0.00	0.00	0.00	0.00	0.00	0.00				
Liquidated damages and similar claims	0.00	0.00	0.00	0.00	0.00	0.00	0.00	0.00	0.00	0.00	0.00	0.00	0.00	0.00	0.00	0.00	0.00	0.00	0.00	0.00	0.00	0.00	0.00	0.00	0.00	0.00	0.00				
Others(TEF, BTr-Documentary Stamp Tax, etc.)	0.00	0.00	0.00	0.00	0.00	0.00	0.00	0.00	0.00	0.00	0.00	0.00	0.00	0.00	0.00	0.00	0.00	0.00	0.00	0.00	0.00	0.00	0.00	0.00	0.00	0.00	0.00				
TOTAL NON-CASH DISBURSEMENTS	3,528,845.27	286,541.10	0.00	0.00	3,815,386.37	0.00	0.00	0.00	0.00	0.00	0.00	0.00	0.00	0.00	0.00	0.00	3,815,386.37	0.00	0.00	0.00	0.00	3,528,845.27	286,541.10	0.00	0.00	3,815,386.37					
GRAND TOTAL	35,769,688.16	144,873,548.14	0.00	0.00	180,643,236.30	0.00	0.00	0.00	0.00	0.00	0.00	164,231.02	0.00	0.00	164,231.02	164,231.02	180,807,467.32	0.00	0.00	0.00	0.00	35,769,688.16	145,037,779.16	0.00	0.00	180,807,467.32					

Particulars	Previous Report	This Month	As at Date
(1)	(2)	(3)	(4)
Total Disbursement Authorities Received	335,285,582.14	166,385,647.61	501,671,229.75
NCA:	257,732,000.00	21,555,000.00	279,287,000.00
NTA:	56,554,988.50	141,015,261.24	197,570,249.74
Working Fund	0.00	0.00	0.00
TRA:	20,998,593.64	3,815,386.37	24,813,980.01
CDC	0.00	0.00	0.00
NCAA	0.00	0.00	0.00
Less: Notice of Transfer of Allocations (NTA)* issued	0.00	0.00	0.00
Total Disbursement Authorities Available	335,285,582.14	166,385,647.61	501,671,229.75
Less:	0.00	0.00	0.00
Lapsed NCA	3,105,603.78	5.90	3,105,609.68
Disbursements	317,758,152.75	180,807,467.32	498,565,620.07
Less: Other Non-Cash Disbursements	0.00	0.00	0.00
Disbursements effected through outright deductions from claims	0.00	0.00	0.00
Overpayment of expenses(e.g. personnel benefits)	0.00	0.00	0.00
Restitution for loss of government property	0.00	0.00	0.00
Liquidated damages and similar claims	0.00	0.00	0.00
Others (e.g. TEF, BTr, Docs Stamp, etc.)	0.00	0.00	0.00
Add/Less: Adjustments (e.g. cancelled/staled checks)	0.00	0.00	0.00
Balance of Disbursement Authorities as at date	14,421,825.61	(14,421,825.61)	0.00
Total Disbursements Program	257,732,000.00	21,555,000.00	279,287,000.00
Less: *Actual Disbursements	317,758,152.75	180,807,467.32	498,565,620.07
(Over)/Under spending	(60,026,152.75)	(159,252,467.32)	(219,278,620.07)

Notes: * The use of NTA is discouraged
 Notes: ** Amounts should tally with the grand total disbursement (column 27).

Certified Correct:

CHRISTINE JOY F. CASUGA
 Regional Accountant
 Date:

Recommending Approval:

Engr. SHARWYN M. SANGEL
 FAD CHIEF
 Date:

Approved By:

JONATHAN PAUL M. PUSEN, JR., CESO III
 Regional Director
 Date:

MONTHLY REPORT OF DISBURSEMENTS
For the month of November 2023


Department : Department of the Interior and Local Government (DILG)
 Agency/Entity : Office of the Secretary
 Operating Unit : Regional Office - I
 Organization Code (UACS) : 14 001 0300001
 Fund Cluster : 01 - Regular Agency Fund

Particulars	Current Year Budget					Prior Year's Budget											SUB-TOTAL	Trust Liabilities				Grand Total					Remarks	
	PS	MOOE	FinEx	CO	TOTAL	Prior Year's Accounts Payable					Current Year's Accounts Payable					TOTAL		PS	MOOE	CO	TOTAL	PS	MOOE	FinEx	CO	TOTAL		
						PS	MOOE	FinEx	CO	Sub-Total	PS	MOOE	FinEx	CO	Sub-Total													16=(12+13+14+15)
CASH DISBURSEMENTS	32,405,519.22	2,550,293.68	0.00	0.00	34,955,812.90	0.00	0.00	0.00	0.00	0.00	0.00	261,960.01	0.00	0.00	261,960.01	261,960.01	35,217,772.91	0.00	0.00	0.00	0.00	32,405,519.22	2,812,253.69	0.00	0.00	35,217,772.91		
Notice of Cash Allocation (NCA)	32,405,519.22	2,094,469.29	0.00	0.00	34,499,988.51	0.00	0.00	0.00	0.00	0.00	0.00	92,329.62	0.00	0.00	92,329.62	92,329.62	34,592,318.13	0.00	0.00	0.00	0.00	32,405,519.22	2,186,798.91	0.00	0.00	34,592,318.13		
MDS Checks Issued	0.00	0.00	0.00	0.00	0.00	0.00	0.00	0.00	0.00	0.00	0.00	0.00	0.00	0.00	0.00	0.00	0.00	0.00	0.00	0.00	0.00	0.00	0.00	0.00	0.00	0.00	0.00	
Advice to Debit Account	32,405,519.22	2,094,469.29	0.00	0.00	34,499,988.51	0.00	0.00	0.00	0.00	0.00	0.00	92,329.62	0.00	0.00	92,329.62	92,329.62	34,592,318.13	0.00	0.00	0.00	0.00	32,405,519.22	2,186,798.91	0.00	0.00	34,592,318.13		
Notice of Transfer Allocations (NTA)	0.00	455,824.39	0.00	0.00	455,824.39	0.00	0.00	0.00	0.00	0.00	0.00	169,630.39	0.00	0.00	169,630.39	169,630.39	625,454.78	0.00	0.00	0.00	0.00	0.00	625,454.78	0.00	0.00	625,454.78		
MDS Checks Issued	0.00	0.00	0.00	0.00	0.00	0.00	0.00	0.00	0.00	0.00	0.00	0.00	0.00	0.00	0.00	0.00	0.00	0.00	0.00	0.00	0.00	0.00	0.00	0.00	0.00	0.00	0.00	
Advice to Debit Account	0.00	455,824.39	0.00	0.00	455,824.39	0.00	0.00	0.00	0.00	0.00	0.00	169,630.39	0.00	0.00	169,630.39	169,630.39	625,454.78	0.00	0.00	0.00	0.00	0.00	625,454.78	0.00	0.00	625,454.78		
Working Fund for FAPs	0.00	0.00	0.00	0.00	0.00	0.00	0.00	0.00	0.00	0.00	0.00	0.00	0.00	0.00	0.00	0.00	0.00	0.00	0.00	0.00	0.00	0.00	0.00	0.00	0.00	0.00	0.00	
Cash Disbursement Ceiling (CDC)	0.00	0.00	0.00	0.00	0.00	0.00	0.00	0.00	0.00	0.00	0.00	0.00	0.00	0.00	0.00	0.00	0.00	0.00	0.00	0.00	0.00	0.00	0.00	0.00	0.00	0.00	0.00	
TOTAL CASH DISBURSEMENTS	32,405,519.22	2,550,293.68	0.00	0.00	34,955,812.90	0.00	0.00	0.00	0.00	0.00	0.00	261,960.01	0.00	0.00	261,960.01	261,960.01	35,217,772.91	0.00	0.00	0.00	0.00	32,405,519.22	2,812,253.69	0.00	0.00	35,217,772.91		
NON-CASH DISBURSEMENTS	1,436,275.20	58,904.93	0.00	0.00	1,495,180.13	0.00	0.00	0.00	0.00	0.00	0.00	5,656.38	0.00	0.00	5,656.38	5,656.38	1,500,836.51	0.00	0.00	0.00	0.00	1,436,275.20	64,561.31	0.00	0.00	1,500,836.51		
Tax Remittance Advices Issued (TRA)	1,436,275.20	58,904.93	0.00	0.00	1,495,180.13	0.00	0.00	0.00	0.00	0.00	0.00	5,656.38	0.00	0.00	5,656.38	5,656.38	1,500,836.51	0.00	0.00	0.00	0.00	1,436,275.20	64,561.31	0.00	0.00	1,500,836.51		
Non-Cash Availment Authority (NCAA)	0.00	0.00	0.00	0.00	0.00	0.00	0.00	0.00	0.00	0.00	0.00	0.00	0.00	0.00	0.00	0.00	0.00	0.00	0.00	0.00	0.00	0.00	0.00	0.00	0.00	0.00	0.00	
Disbursements effected through outright deductions from claims (please specify)	0.00	0.00	0.00	0.00	0.00	0.00	0.00	0.00	0.00	0.00	0.00	0.00	0.00	0.00	0.00	0.00	0.00	0.00	0.00	0.00	0.00	0.00	0.00	0.00	0.00	0.00	0.00	
Overpayment of expenses(e.g. personnel benefits)	0.00	0.00	0.00	0.00	0.00	0.00	0.00	0.00	0.00	0.00	0.00	0.00	0.00	0.00	0.00	0.00	0.00	0.00	0.00	0.00	0.00	0.00	0.00	0.00	0.00	0.00	0.00	
Restitution for loss of government property	0.00	0.00	0.00	0.00	0.00	0.00	0.00	0.00	0.00	0.00	0.00	0.00	0.00	0.00	0.00	0.00	0.00	0.00	0.00	0.00	0.00	0.00	0.00	0.00	0.00	0.00	0.00	
Liquidated damages and similar claims	0.00	0.00	0.00	0.00	0.00	0.00	0.00	0.00	0.00	0.00	0.00	0.00	0.00	0.00	0.00	0.00	0.00	0.00	0.00	0.00	0.00	0.00	0.00	0.00	0.00	0.00	0.00	
Others (TEF, BTr, Documentary Stamp Tax, etc.)	0.00	0.00	0.00	0.00	0.00	0.00	0.00	0.00	0.00	0.00	0.00	0.00	0.00	0.00	0.00	0.00	0.00	0.00	0.00	0.00	0.00	0.00	0.00	0.00	0.00	0.00	0.00	
TOTAL NON-CASH DISBURSEMENTS	1,436,275.20	58,904.93	0.00	0.00	1,495,180.13	0.00	0.00	0.00	0.00	0.00	0.00	5,656.38	0.00	0.00	5,656.38	5,656.38	1,500,836.51	0.00	0.00	0.00	0.00	1,436,275.20	64,561.31	0.00	0.00	1,500,836.51		
GRAND TOTAL	33,841,794.42	2,609,198.61	0.00	0.00	36,450,993.03	0.00	0.00	0.00	0.00	0.00	0.00	267,616.39	0.00	0.00	267,616.39	267,616.39	36,718,609.42	0.00	0.00	0.00	0.00	33,841,794.42	2,876,815.00	0.00	0.00	36,718,609.42		

SUMMARY


Particulars (1)	Previous Report (2)	This Month (3)	As at Date (4)
Total Disbursement Authorities Received	294,293,506.13	40,992,076.01	335,285,582.14
NCA	221,393,000.00	36,339,000.00	257,732,000.00
NTA	53,402,749.00	3,152,239.50	56,554,988.50
Working Fund	0.00	0.00	0.00
TRA	19,497,757.13	1,500,836.51	20,998,593.64
CDC	0.00	0.00	0.00
NCAA	0.00	0.00	0.00
Less: Notice of Transfer of Allocations (NTA)* issued	0.00	0.00	0.00
Total Disbursement Authorities Available	294,293,506.13	40,992,076.01	335,285,582.14
Less:	0.00	0.00	0.00
Lapsed NCA	3,105,603.78	0.00	3,105,603.78
Disbursements	281,039,543.33	36,718,609.42	317,758,152.75
Less: Other Non-Cash Disbursements	0.00	0.00	0.00
Disbursements effected through outright deductions from claims	0.00	0.00	0.00
Overpayment of expenses(e.g. personnel benefits)	0.00	0.00	0.00
Restitution for loss of government property	0.00	0.00	0.00
Liquidated damages and similar claims	0.00	0.00	0.00
Others (e.g. TEF, BTr, Docs Stamp, etc.)	0.00	0.00	0.00
Add/Less: Adjustments (e.g. cancelled/staled checks)	0.00	0.00	0.00
Balance of Disbursement Authorities as at date	10,148,359.02	4,273,466.59	14,421,825.61
Total Disbursements Program	221,393,000.00	36,339,000.00	257,732,000.00
Less: *Actual Disbursements	281,039,543.33	36,718,609.42	317,758,152.75
(Over)/Under spending	(59,646,543.33)	(379,609.42)	(60,026,152.75)

Notes: * The use of NTA is discouraged
 Notes: ** Amounts should tally with the grand total disbursement (column 27).

Certified Correct:

CHRISTINE JOY F. CASUGA
 Regional Accountant
 Date:

Recommending Approval:

SHARWYN M. SANGEL
 FAD CHIEF
 Date:

Approved By:

JONATHAN PAUL M. LEUSEN JR., CESO III
 Regional Director
 Date:

MONTHLY REPORT OF DISBURSEMENTS
For the month of October 2023

Department : Department of the Interior and Local Government (DILG)
 Agency/Entity : Office of the Secretary
 Operating Unit : Regional Office - 1
 Organization Code (UACS) : 14 001 0300001
 Fund Cluster : 01 - Regular Agency Fund

Particulars	Current Year Budget					Prior Year's Accounts Payable					Current Year's Accounts Payable					Trust Liabilities					Grand Total					Remarks	
	PS	MOOE	FINEX	CO	TOTAL	PS	MOOE	FINEX	CO	TOTAL	PS	MOOE	FINEX	CO	TOTAL	PS	MOOE	FINEX	CO	TOTAL	PS	MOOE	FINEX	CO	TOTAL		
CASH DISBURSEMENTS	10,188,440.76	3,710,018.20	0.00	0.00	13,898,458.96	0.00	0.00	0.00	0.00	0.00	341,596.02	0.00	0.00	0.00	341,596.02	14,240,054.98	0.00	0.00	0.00	0.00	10,188,440.76	4,051,814.22	0.00	0.00	14,240,054.98		
Notice of Cash Allocation (NCA)	10,188,440.76	883,428.78	0.00	0.00	11,071,869.54	0.00	0.00	0.00	0.00	0.00	600.00	0.00	0.00	600.00	600.00	11,072,469.54	0.00	0.00	0.00	0.00	10,188,440.76	884,028.78	0.00	0.00	11,072,469.54		
MOS Checks Issued	0.00	0.00	0.00	0.00	0.00	0.00	0.00	0.00	0.00	0.00	0.00	0.00	0.00	0.00	0.00	0.00	0.00	0.00	0.00	0.00	0.00	0.00	0.00	0.00	0.00	0.00	
Advice to Debit Account	10,188,440.76	883,428.78	0.00	0.00	11,071,869.54	0.00	0.00	0.00	0.00	0.00	600.00	0.00	0.00	600.00	600.00	11,072,469.54	0.00	0.00	0.00	0.00	10,188,440.76	884,028.78	0.00	0.00	11,072,469.54		
Notice of Transfer Allocations (NTA)	0.00	2,826,589.42	0.00	0.00	2,826,589.42	0.00	0.00	0.00	0.00	0.00	340,996.02	0.00	0.00	340,996.02	340,996.02	3,167,585.44	0.00	0.00	0.00	0.00	0.00	3,167,585.44	0.00	0.00	3,167,585.44		
MOS Checks Issued	0.00	0.00	0.00	0.00	0.00	0.00	0.00	0.00	0.00	0.00	0.00	0.00	0.00	0.00	0.00	0.00	0.00	0.00	0.00	0.00	0.00	0.00	0.00	0.00	0.00	0.00	
Advice to Debit Account	0.00	2,826,589.42	0.00	0.00	2,826,589.42	0.00	0.00	0.00	0.00	0.00	340,996.02	0.00	0.00	340,996.02	340,996.02	3,167,585.44	0.00	0.00	0.00	0.00	0.00	3,167,585.44	0.00	0.00	3,167,585.44		
Working Fund for FA's	0.00	0.00	0.00	0.00	0.00	0.00	0.00	0.00	0.00	0.00	0.00	0.00	0.00	0.00	0.00	0.00	0.00	0.00	0.00	0.00	0.00	0.00	0.00	0.00	0.00	0.00	
Cash Disbursement Ceiling (CDC)	0.00	0.00	0.00	0.00	0.00	0.00	0.00	0.00	0.00	0.00	0.00	0.00	0.00	0.00	0.00	0.00	0.00	0.00	0.00	0.00	0.00	0.00	0.00	0.00	0.00	0.00	
TOTAL CASH DISBURSEMENTS	10,188,440.76	3,710,018.20	0.00	0.00	13,898,458.96	0.00	0.00	0.00	0.00	0.00	341,596.02	0.00	0.00	0.00	341,596.02	14,240,054.98	0.00	0.00	0.00	0.00	10,188,440.76	4,051,814.22	0.00	0.00	14,240,054.98		
NON-CASH DISBURSEMENTS	1,426,356.74	105,315.61	0.00	0.00	1,531,672.35	0.00	0.00	0.00	0.00	0.00	875.00	0.00	0.00	875.00	875.00	1,532,547.35	0.00	0.00	0.00	0.00	1,426,356.74	106,190.61	0.00	0.00	1,532,547.35		
Tax Remittance Advices Issued (TRA)	1,426,356.74	105,315.61	0.00	0.00	1,531,672.35	0.00	0.00	0.00	0.00	0.00	875.00	0.00	0.00	875.00	875.00	1,532,547.35	0.00	0.00	0.00	0.00	1,426,356.74	106,190.61	0.00	0.00	1,532,547.35		
Non-Cash Availment Authority (NCAA)	0.00	0.00	0.00	0.00	0.00	0.00	0.00	0.00	0.00	0.00	0.00	0.00	0.00	0.00	0.00	0.00	0.00	0.00	0.00	0.00	0.00	0.00	0.00	0.00	0.00	0.00	
Disbursements effected through outright deductions from claims (please specify...)	0.00	0.00	0.00	0.00	0.00	0.00	0.00	0.00	0.00	0.00	0.00	0.00	0.00	0.00	0.00	0.00	0.00	0.00	0.00	0.00	0.00	0.00	0.00	0.00	0.00	0.00	
On-employment of expensable personnel benefits)	0.00	0.00	0.00	0.00	0.00	0.00	0.00	0.00	0.00	0.00	0.00	0.00	0.00	0.00	0.00	0.00	0.00	0.00	0.00	0.00	0.00	0.00	0.00	0.00	0.00	0.00	
Restitution for loss of government property	0.00	0.00	0.00	0.00	0.00	0.00	0.00	0.00	0.00	0.00	0.00	0.00	0.00	0.00	0.00	0.00	0.00	0.00	0.00	0.00	0.00	0.00	0.00	0.00	0.00	0.00	
Liquidated damages and similar claims	0.00	0.00	0.00	0.00	0.00	0.00	0.00	0.00	0.00	0.00	0.00	0.00	0.00	0.00	0.00	0.00	0.00	0.00	0.00	0.00	0.00	0.00	0.00	0.00	0.00	0.00	
OverTEF BTR-Commutatory Stamp Tax, etc.)	0.00	0.00	0.00	0.00	0.00	0.00	0.00	0.00	0.00	0.00	0.00	0.00	0.00	0.00	0.00	0.00	0.00	0.00	0.00	0.00	0.00	0.00	0.00	0.00	0.00	0.00	
TOTAL NON-CASH DISBURSEMENTS	1,426,356.74	105,315.61	0.00	0.00	1,531,672.35	0.00	0.00	0.00	0.00	0.00	875.00	0.00	0.00	0.00	875.00	1,532,547.35	0.00	0.00	0.00	0.00	1,426,356.74	106,190.61	0.00	0.00	1,532,547.35		
GRAND TOTAL	11,614,797.50	3,815,333.81	0.00	0.00	15,430,131.31	0.00	0.00	0.00	0.00	0.00	342,471.02	0.00	0.00	0.00	342,471.02	15,772,602.33	0.00	0.00	0.00	0.00	11,614,797.50	4,157,804.83	0.00	0.00	15,772,602.33		

SUMMARY

Particulars	Current Year Budget		Prior Year's Accounts Payable		Current Year's Accounts Payable		Trust Liabilities		Grand Total	
	PS	MOOE	FINEX	CO	PS	MOOE	FINEX	CO	PS	MOOE
Total Disbursement Authorities Received	269,372,544.78	25,920,961.35	0.00	0.00	294,293,506.13	0.00	0.00	0.00	269,372,544.78	25,920,961.35
NCA	201,206,000.00	221,393,000.00	0.00	0.00	221,393,000.00	0.00	0.00	0.00	201,206,000.00	221,393,000.00
NTA	49,201,335.00	4,201,414.00	0.00	0.00	53,402,749.00	0.00	0.00	0.00	49,201,335.00	4,201,414.00
Working Fund	0.00	0.00	0.00	0.00	0.00	0.00	0.00	0.00	0.00	0.00
TRA	17,965,208.78	1,532,547.35	0.00	0.00	19,497,757.13	0.00	0.00	0.00	17,965,208.78	1,532,547.35
CDC	0.00	0.00	0.00	0.00	0.00	0.00	0.00	0.00	0.00	0.00
NCAA	0.00	0.00	0.00	0.00	0.00	0.00	0.00	0.00	0.00	0.00
Less: Notice of Transfer of Allocations (NTA) issued	0.00	0.00	0.00	0.00	0.00	0.00	0.00	0.00	0.00	0.00
Total Disbursement Authorities Available	269,372,544.78	25,920,961.35	0.00	0.00	294,293,506.13	0.00	0.00	0.00	269,372,544.78	25,920,961.35
Less:	0.00	0.00	0.00	0.00	0.00	0.00	0.00	0.00	0.00	0.00
Lapsed NCA	3,105,603.78	0.00	0.00	0.00	3,105,603.78	0.00	0.00	0.00	3,105,603.78	0.00
Disbursements	265,266,941.00	15,772,602.33	0.00	0.00	281,039,543.33	0.00	0.00	0.00	265,266,941.00	15,772,602.33
Less: Other Non-Cash Disbursements	0.00	0.00	0.00	0.00	0.00	0.00	0.00	0.00	0.00	0.00
Disbursements effected through outright deductions from claims	0.00	0.00	0.00	0.00	0.00	0.00	0.00	0.00	0.00	0.00
Overpayment of expensable personnel benefits)	0.00	0.00	0.00	0.00	0.00	0.00	0.00	0.00	0.00	0.00
Restitution for loss of government property	0.00	0.00	0.00	0.00	0.00	0.00	0.00	0.00	0.00	0.00
Liquidated damages and similar claims	0.00	0.00	0.00	0.00	0.00	0.00	0.00	0.00	0.00	0.00
Others (e.g. TEF, BTR, Docs Stamp, etc.)	0.00	0.00	0.00	0.00	0.00	0.00	0.00	0.00	0.00	0.00
Addless Adjustments (e.g. cancelled/detained checks)	0.00	0.00	0.00	0.00	0.00	0.00	0.00	0.00	0.00	0.00
Balance of Disbursement Authorities as at date	0.00	10,148,359.02	0.00	0.00	10,148,359.02	0.00	0.00	0.00	0.00	10,148,359.02
Total Disbursements Program	201,206,000.00	20,167,000.00	0.00	0.00	221,363,000.00	0.00	0.00	0.00	201,206,000.00	20,167,000.00
Less: Actual Disbursements	265,266,941.00	15,772,602.33	0.00	0.00	281,039,543.33	0.00	0.00	0.00	265,266,941.00	15,772,602.33
(Over)/Under spending	(64,060,941.00)	4,414,397.67	0.00	0.00	(59,646,543.33)	0.00	0.00	0.00	(64,060,941.00)	4,414,397.67

Notes: - The use of NTA is discouraged
 Notes: - Amounts should tally with the grand total disbursement (column 27).

Certified Correct:

CHRISTINE JOY F. CASUGA
 Regional Accountant
 Date: _____

Recommended Approval:

SHARWYN M. SANGEL
 FAD CHIEF
 Date: _____

Approved By:

JONATHAN PAUL M. MADISEN JR., CESO III
 Regional Director
 Date: _____

MONTHLY REPORT OF DISBURSEMENTS
For the month of September 2023

Department : Department of the Interior and Local Government (DILG)
 Agency/Entity : Office of the Secretary
 Operating Unit : Regional Office - I
 Organization Code (UACS) : 14 001 0300001
 Fund Cluster : 01 - Regular Agency Fund

Particulars	Current Year Budget					Prior Year's Budget											SUB-TOTAL	Trust Liabilities				Grand Total					Remarks	
	PS	MOOE	FinEx	CO	TOTAL	Prior Year's Accounts Payable					Current Year's Accounts Payable					TOTAL		PS	MOOE	CO	TOTAL	PS	MOOE	FinEx	CO	TOTAL		
						PS	MOOE	FinEx	CO	Sub-Total	PS	MOOE	FinEx	CO	Sub-Total													
1	2	3	4	5	6=(2+3+4+5)	7	8	9	10	11=(7+8+9+10)	12	13	14	15	16=(12+13+14+15)	17=(11+16)	18=(6+17)	19	20	21	22=(19+20+21)	23	24	25	26	27=(23+24+25+26)	28	
CASH DISBURSEMENTS	24,347,455.48	7,141,043.33	0.00	0.00	31,488,498.81	0.00	0.00	0.00	0.00	0.00	0.00	841,637.94	0.00	0.00	841,637.94	841,637.94	32,330,136.75	0.00	0.00	0.00	0.00	24,347,455.48	7,982,681.27	0.00	0.00	32,330,136.75		
Notice of Cash Allocation (NCA)	23,677,768.38	2,659,367.08	0.00	0.00	26,337,135.46	0.00	0.00	0.00	0.00	0.00	0.00	13,483.99	0.00	0.00	13,483.99	13,483.99	26,350,619.45	0.00	0.00	0.00	0.00	23,677,768.38	2,672,851.07	0.00	0.00	26,350,619.45		
MDS Checks Issued	0.00	0.00	0.00	0.00	0.00	0.00	0.00	0.00	0.00	0.00	0.00	0.00	0.00	0.00	0.00	0.00	0.00	0.00	0.00	0.00	0.00	0.00	0.00	0.00	0.00	0.00	0.00	
Advice to Debit Account	23,677,768.38	2,659,367.08	0.00	0.00	26,337,135.46	0.00	0.00	0.00	0.00	0.00	0.00	13,483.99	0.00	0.00	13,483.99	13,483.99	26,350,619.45	0.00	0.00	0.00	0.00	23,677,768.38	2,672,851.07	0.00	0.00	26,350,619.45		
Notice of Transfer Allocations (NTA)	669,687.10	4,481,676.25	0.00	0.00	5,151,363.35	0.00	0.00	0.00	0.00	0.00	0.00	828,153.95	0.00	0.00	828,153.95	828,153.95	5,979,517.30	0.00	0.00	0.00	0.00	669,687.10	5,309,830.20	0.00	0.00	5,979,517.30		
MDS Checks Issued	0.00	0.00	0.00	0.00	0.00	0.00	0.00	0.00	0.00	0.00	0.00	0.00	0.00	0.00	0.00	0.00	0.00	0.00	0.00	0.00	0.00	0.00	0.00	0.00	0.00	0.00	0.00	
Advice to Debit Account	669,687.10	4,481,676.25	0.00	0.00	5,151,363.35	0.00	0.00	0.00	0.00	0.00	0.00	828,153.95	0.00	0.00	828,153.95	828,153.95	5,979,517.30	0.00	0.00	0.00	0.00	669,687.10	5,309,830.20	0.00	0.00	5,979,517.30		
Working Fund for FAPs	0.00	0.00	0.00	0.00	0.00	0.00	0.00	0.00	0.00	0.00	0.00	0.00	0.00	0.00	0.00	0.00	0.00	0.00	0.00	0.00	0.00	0.00	0.00	0.00	0.00	0.00	0.00	
Cash Disbursement Ceiling (CDC)	0.00	0.00	0.00	0.00	0.00	0.00	0.00	0.00	0.00	0.00	0.00	0.00	0.00	0.00	0.00	0.00	0.00	0.00	0.00	0.00	0.00	0.00	0.00	0.00	0.00	0.00	0.00	
TOTAL CASH DISBURSEMENTS	24,347,455.48	7,141,043.33	0.00	0.00	31,488,498.81	0.00	0.00	0.00	0.00	0.00	0.00	841,637.94	0.00	0.00	841,637.94	841,637.94	32,330,136.75	0.00	0.00	0.00	0.00	24,347,455.48	7,982,681.27	0.00	0.00	32,330,136.75		
NON-CASH DISBURSEMENTS	1,520,721.88	193,843.44	0.00	0.00	1,714,565.32	0.00	0.00	0.00	0.00	0.00	0.00	29,201.43	0.00	0.00	29,201.43	29,201.43	1,743,766.75	0.00	0.00	0.00	0.00	1,520,721.88	223,044.87	0.00	0.00	1,743,766.75		
Tax Remittance Advices Issued (TRA)	1,520,721.88	193,843.44	0.00	0.00	1,714,565.32	0.00	0.00	0.00	0.00	0.00	0.00	29,201.43	0.00	0.00	29,201.43	29,201.43	1,743,766.75	0.00	0.00	0.00	0.00	1,520,721.88	223,044.87	0.00	0.00	1,743,766.75		
Non-Cash Availment Authority (NCAA)	0.00	0.00	0.00	0.00	0.00	0.00	0.00	0.00	0.00	0.00	0.00	0.00	0.00	0.00	0.00	0.00	0.00	0.00	0.00	0.00	0.00	0.00	0.00	0.00	0.00	0.00	0.00	
Disbursements effected through outright deductions from claims (please specify...)	0.00	0.00	0.00	0.00	0.00	0.00	0.00	0.00	0.00	0.00	0.00	0.00	0.00	0.00	0.00	0.00	0.00	0.00	0.00	0.00	0.00	0.00	0.00	0.00	0.00	0.00	0.00	
Overpayment of expenses (e.g. personnel benefits)	0.00	0.00	0.00	0.00	0.00	0.00	0.00	0.00	0.00	0.00	0.00	0.00	0.00	0.00	0.00	0.00	0.00	0.00	0.00	0.00	0.00	0.00	0.00	0.00	0.00	0.00	0.00	
Restitution for loss of government property	0.00	0.00	0.00	0.00	0.00	0.00	0.00	0.00	0.00	0.00	0.00	0.00	0.00	0.00	0.00	0.00	0.00	0.00	0.00	0.00	0.00	0.00	0.00	0.00	0.00	0.00	0.00	
Liquidated damages and similar claims	0.00	0.00	0.00	0.00	0.00	0.00	0.00	0.00	0.00	0.00	0.00	0.00	0.00	0.00	0.00	0.00	0.00	0.00	0.00	0.00	0.00	0.00	0.00	0.00	0.00	0.00	0.00	
Others (TEF, BTR-Documentary Stamp Tax, etc.)	0.00	0.00	0.00	0.00	0.00	0.00	0.00	0.00	0.00	0.00	0.00	0.00	0.00	0.00	0.00	0.00	0.00	0.00	0.00	0.00	0.00	0.00	0.00	0.00	0.00	0.00	0.00	
TOTAL NON-CASH DISBURSEMENTS	1,520,721.88	193,843.44	0.00	0.00	1,714,565.32	0.00	0.00	0.00	0.00	0.00	0.00	29,201.43	0.00	0.00	29,201.43	29,201.43	1,743,766.75	0.00	0.00	0.00	0.00	1,520,721.88	223,044.87	0.00	0.00	1,743,766.75		
GRAND TOTAL	25,868,177.36	7,334,886.77	0.00	0.00	33,203,064.13	0.00	0.00	0.00	0.00	0.00	0.00	870,839.37	0.00	0.00	870,839.37	870,839.37	34,073,903.50	0.00	0.00	0.00	0.00	25,868,177.36	8,205,726.14	0.00	0.00	34,073,903.50		

SUMMARY

Particulars (1)	Previous Report (2)	This Month (3)	As at Date (4)
Total Disbursement Authorities Received	243,071,410.43	25,301,134.35	268,372,544.78
NCA	181,037,000.00	20,169,000.00	201,206,000.00
NTA	45,812,967.40	3,388,367.60	49,201,335.00
Working Fund	0.00	0.00	0.00
TRA	16,221,443.03	1,743,766.75	17,965,209.78
CDC	0.00	0.00	0.00
NCAA	0.00	0.00	0.00
Less: Notice of Transfer of Allocations (NTA)* issued	0.00	0.00	0.00
Total Disbursement Authorities Available	243,071,410.43	25,301,134.35	268,372,544.78
Less:	0.00	0.00	0.00
Lapsed NCA	2,083,913.26	1,021,690.52	3,105,603.78
Disbursements	231,193,037.50	34,073,903.50	265,266,941.00
Less: Other Non-Cash Disbursements	0.00	0.00	0.00
Disbursements effected through outright deductions from claims	0.00	0.00	0.00
Overpayment of expenses (e.g. personnel benefits)	0.00	0.00	0.00
Restitution for loss of government property	0.00	0.00	0.00
Liquidated damages and similar claims	0.00	0.00	0.00
Others (e.g. TEF, BTR, Docs Stamp, etc.)	0.00	0.00	0.00
Add/Less: Adjustments (e.g. cancelled/staled checks)	0.00	0.00	0.00
Balance of Disbursement Authorities as at date	9,794,459.67	(9,794,459.67)	0.00
Total Disbursements Program	181,037,000.00	20,169,000.00	201,206,000.00
Less: *Actual Disbursements	231,193,037.50	34,073,903.50	265,266,941.00
(Over)/Under spending	(50,156,037.50)	(13,904,903.50)	(64,060,941.00)

Notes: * The use of NTA is discouraged
 Notes: ** Amounts should tally with the grand total disbursement (column 27).

Certified Correct:

CHRISTINE JOY F. CASUGA
Regional Accountant

Date:

Recommending Approval:

SHARWYN M. SANGEL
FAD CHIEF

Date:

Approved By:

JONATHAN PAUL P. LEUSEN JR., CESO III
Regional Director

Date:

MONTHLY REPORT OF DISBURSEMENTS
For the month of August 2023

Department : Department of the Interior and Local Government (DILG)
Agency/Entity : Office of the Secretary
Operating Unit : Regional Office - I
Organization Code (UACS) : 14 001 0300001
Fund Cluster : 01 - Regular Agency Fund

Main table with columns: Particulars, Current Year Budget (PS, MOOE, FinEx, CO, TOTAL), Prior Year's Budget (Accounts Payable, SUB-TOTAL), Trust Liabilities (PS, MOOE, CO, TOTAL), Grand Total (PS, MOOE, FinEx, CO, TOTAL), Remarks.

SUMMARY

Summary table with columns: Particulars (1), Previous Report (2), This Month (3), As at Date (4). Rows include Total Disbursement Authorities Received, NCA, NTA, Working Fund, TRA, CDC, NCAA, etc.

Notes: * The use of NTA is discouraged
Notes: ** Amounts should tally with the grand total disbursement (column 27).

Certified Correct
CHRISTINE JOY F. CASUGA
Regional Accountant
Date:

Recommending Approval:
SHARWYN M. SANGEL
FAD CHIEF
Date:

Approved By:
JONATHAN PAUL M. REUSEN JR., CESO III
Regional Director
Date:

MONTHLY REPORT OF DISBURSEMENTS

For the month of July 2023

Department : Department of the Interior and Local Government (DILG)
Agency/Entity : Office of the Secretary
Operating Unit : Regional Office - I
Organization Code (UACS) : 14 001 0300001
Fund Cluster : 01 - Regular Agency Fund

Main table with columns: Particulars, Current Year Budget (PS, MOOE, FinEx, CO, TOTAL), Prior Year's Budget (Prior Year's Accounts Payable, Current Year's Accounts Payable, TOTAL), SUB-TOTAL, Trust Liabilities (PS, MOOE, CO, TOTAL), Grand Total (PS, MOOE, FinEx, CO, TOTAL), Remarks.

SUMMARY

Summary table with columns: Particulars, Previous Report, This Month, As at Date.

Notes: * The use of NTA is discouraged
Notes: ** Amounts should tally with the grand total disbursemnt (column 27).

Certified Correct: CHRISTINE JOY F. CASUGA
Regional Accountant
Date:

Recommending Approval: SHARWYN M. SANGEL
FAD CHIEF
Date:

Approved By: JONATHAN PAUL M. LEUSEN JR., CESO III
Regional Director
Date:


MONTHLY REPORT OF DISBURSEMENTS
For the month of June 2023


Department : Department of the Interior and Local Government (DILG)
 Agency/Entity : Office of the Secretary
 Operating Unit : Regional Office - I
 Organization Code (UAOS) : 14 001 0300001
 Fund Cluster : 01 - Regular Agency Fund


Particulars	Current Year Budget					Prior Year's Budget											Trust Liabilities				Grand Total					Remarks
	PS	MOOE	FinEx	CO	TOTAL	Prior Year's Accounts Payable				Current Year's Accounts Payable					TOTAL	SUB-TOTAL	PS	MOOE	CO	TOTAL	PS	MOOE	FinEx	CO	TOTAL	
						PS	MOOE	FinEx	CO	PS	MOOE	FinEx	CO	Sub-Total												
CASH DISBURSEMENTS	19,741,651.40	7,005,818.93	0.00	0.00	26,747,470.33	0.00	0.00	0.00	2,288,405.50	2,288,405.50	0.00	369,540.57	0.00	75,136.96	434,677.53	2,723,083.03	29,470,553.36	0.00	0.00	0.00	0.00	19,741,651.40	7,365,359.50	0.00	2,363,542.46	29,470,553.36
Notice of Cash Allocation (NCA)	19,741,651.40	1,301,223.79	0.00	0.00	21,042,875.19	0.00	0.00	0.00	2,288,405.50	2,288,405.50	0.00	367,268.57	0.00	75,136.96	432,425.53	2,720,831.03	23,763,706.22	0.00	0.00	0.00	0.00	19,741,651.40	1,658,512.36	0.00	2,363,542.46	23,763,706.22
MDS Checks Issued	0.00	0.00	0.00	0.00	0.00	0.00	0.00	0.00	0.00	0.00	0.00	0.00	0.00	0.00	0.00	0.00	0.00	0.00	0.00	0.00	0.00	0.00	0.00	0.00	0.00	0.00
Advice to Debit Account	19,741,651.40	1,301,223.79	0.00	0.00	21,042,875.19	0.00	0.00	0.00	2,288,405.50	2,288,405.50	0.00	367,268.57	0.00	75,136.96	432,425.53	2,720,831.03	23,763,706.22	0.00	0.00	0.00	0.00	19,741,651.40	1,658,512.36	0.00	2,363,542.46	23,763,706.22
Notice of Transfer of Allocations (NTA)	0.00	5,704,595.14	0.00	0.00	5,704,595.14	0.00	0.00	0.00	0.00	0.00	0.00	2,252.00	0.00	0.00	2,252.00	5,706,847.14	0.00	0.00	0.00	0.00	0.00	5,706,847.14	0.00	0.00	0.00	5,706,847.14
MDS Checks Issued	0.00	0.00	0.00	0.00	0.00	0.00	0.00	0.00	0.00	0.00	0.00	0.00	0.00	0.00	0.00	0.00	0.00	0.00	0.00	0.00	0.00	0.00	0.00	0.00	0.00	0.00
Advice to Debit Account	0.00	5,704,595.14	0.00	0.00	5,704,595.14	0.00	0.00	0.00	0.00	0.00	0.00	2,252.00	0.00	0.00	2,252.00	5,706,847.14	0.00	0.00	0.00	0.00	0.00	5,706,847.14	0.00	0.00	0.00	5,706,847.14
Working Fund for FAPs	0.00	0.00	0.00	0.00	0.00	0.00	0.00	0.00	0.00	0.00	0.00	0.00	0.00	0.00	0.00	0.00	0.00	0.00	0.00	0.00	0.00	0.00	0.00	0.00	0.00	0.00
Cash Disbursement Ceiling (CDC)	0.00	0.00	0.00	0.00	0.00	0.00	0.00	0.00	0.00	0.00	0.00	0.00	0.00	0.00	0.00	0.00	0.00	0.00	0.00	0.00	0.00	0.00	0.00	0.00	0.00	0.00
TOTAL CASH DISBURSEMENTS	19,741,651.40	7,005,818.93	0.00	0.00	26,747,470.33	0.00	0.00	0.00	2,288,405.50	2,288,405.50	0.00	369,540.57	0.00	75,136.96	434,677.53	2,723,083.03	29,470,553.36	0.00	0.00	0.00	0.00	19,741,651.40	7,365,359.50	0.00	2,363,542.46	29,470,553.36
NON-CASH DISBURSEMENTS	1,624,650.76	97,900.74	0.00	0.00	1,722,551.50	0.00	0.00	0.00	532,482.35	532,482.35	0.00	8,860.23	0.00	4,253.04	13,113.27	545,595.82	2,268,147.12	0.00	0.00	0.00	0.00	1,624,650.76	106,760.97	0.00	536,735.39	2,268,147.12
Disbursements effected through outright deductions from claims (please specify...)	0.00	0.00	0.00	0.00	0.00	0.00	0.00	0.00	0.00	0.00	0.00	0.00	0.00	0.00	0.00	0.00	0.00	0.00	0.00	0.00	0.00	0.00	0.00	0.00	0.00	0.00
Overpayment of expenses (e.g. personnel benefits)	0.00	0.00	0.00	0.00	0.00	0.00	0.00	0.00	0.00	0.00	0.00	0.00	0.00	0.00	0.00	0.00	0.00	0.00	0.00	0.00	0.00	0.00	0.00	0.00	0.00	0.00
Restitution for loss of government property	0.00	0.00	0.00	0.00	0.00	0.00	0.00	0.00	0.00	0.00	0.00	0.00	0.00	0.00	0.00	0.00	0.00	0.00	0.00	0.00	0.00	0.00	0.00	0.00	0.00	0.00
Liquidated damages and similar claims	0.00	0.00	0.00	0.00	0.00	0.00	0.00	0.00	0.00	0.00	0.00	0.00	0.00	0.00	0.00	0.00	0.00	0.00	0.00	0.00	0.00	0.00	0.00	0.00	0.00	0.00
Others (TEF, BTr, Documentary Stamp Tax, etc.)	0.00	0.00	0.00	0.00	0.00	0.00	0.00	0.00	0.00	0.00	0.00	0.00	0.00	0.00	0.00	0.00	0.00	0.00	0.00	0.00	0.00	0.00	0.00	0.00	0.00	0.00
TOTAL NON-CASH DISBURSEMENTS	1,624,650.76	97,900.74	0.00	0.00	1,722,551.50	0.00	0.00	0.00	532,482.35	532,482.35	0.00	8,860.23	0.00	4,253.04	13,113.27	545,595.82	2,268,147.12	0.00	0.00	0.00	0.00	1,624,650.76	106,760.97	0.00	536,735.39	2,268,147.12
GRAND TOTAL	21,366,302.16	7,103,719.67	0.00	0.00	28,470,021.83	0.00	0.00	0.00	2,820,887.85	2,820,887.85	0.00	368,400.80	0.00	79,390.00	447,790.80	3,268,678.85	31,738,700.48	0.00	0.00	0.00	0.00	21,366,302.16	7,472,120.47	0.00	2,900,277.85	31,738,700.48

Particulars	Previous Report	This Month	As at Date
(1)	(2)	(3)	(4)
Total Disbursement Authorities Received	163,367,575.90	25,480,844.50	188,848,420.40
NCA	119,206,000.00	21,069,000.00	140,275,000.00
NTA	33,244,336.56	2,143,897.38	35,388,033.94
Working Fund	0.00	0.00	0.00
TRA	10,917,239.34	2,268,147.12	13,185,386.46
CDC	0.00	0.00	0.00
NCAA	0.00	0.00	0.00
Less: Notice of Transfer of Allocations (NTA)* issued	0.00	0.00	0.00
Total Disbursement Authorities Available	163,367,575.90	25,480,844.50	188,848,420.40
Less:	0.00	0.00	0.00
Lapsed NCA	316.41	2,083,596.85	2,083,913.26
Disbursements	155,025,806.66	31,738,700.48	186,764,507.14
Less: Other Non-Cash Disbursements	0.00	0.00	0.00
Disbursements effected through outright deductions from claims	0.00	0.00	0.00
Overpayment of expenses (e.g. personnel benefits)	0.00	0.00	0.00
Restitution for loss of government property	0.00	0.00	0.00
Liquidated damages and similar claims	0.00	0.00	0.00
Others (e.g. TEF, BTr, Docs Stamp, etc.)	0.00	0.00	0.00
Add/Less: Adjustments (e.g. cancelled/staled checks)	0.00	0.00	0.00
Balance of Disbursement Authorities as at date	8,341,452.83	(8,341,452.83)	0.00
Total Disbursements Program	119,206,000.00	21,069,000.00	140,275,000.00
Less: *Actual Disbursements	155,025,806.66	31,738,700.48	186,764,507.14
(Over)/Under spending	(35,819,806.66)	(10,669,700.48)	(46,489,507.14)

Notes: * The use of NTA is discouraged
 Notes: ** Amounts should tally with the grand total disbursement (column 27).

Certified Correct:

CHRISTINE JOY F. CASUGA
 Regional Accountant
 Date:

Recommending Approval:

SHARWYN M. SANGEL
 OIC-FAD CHIEF
 Date:

Approved By:

JONATHAN PAUL M. LEUSEN JR., CESO II
 Regional Director
 Date:

MONTHLY REPORT OF DISBURSEMENTS

For the month of May 2023

Department : Department of the Interior and Local Government (DILG)
 Agency/Entity : Office of the Secretary
 Operating Unit : Regional Office - I
 Organization Code (UACS) : 14 001 0300001
 Fund Cluster : 01 - Regular Agency Fund

Particulars	Current Year Budget					Prior Year's Budget											Trust Liabilities				Grand Total					Remarks		
	PS	MOOE	FinEx	CO	TOTAL	Prior Year's Accounts Payable					Current Year's Accounts Payable						SUB-TOTAL	PS	MOOE	CO	TOTAL	PS	MOOE	FinEx	CO		TOTAL	
						PS	MOOE	FinEx	CO	Sub-	PS	MOOE	FinEx	CO	Sub-Total	TOTAL												PS
1	2	3	4	5	6=(2+3+4+5)	7	8	9	10	11=(7+8+9+10)	12	13	14	15	16=(12+13+14+15)	17=(11+16)	18=(6+17)	19	20	21	22=(19+20+21)	23	24	25	26	27=(23+24+25+26)	28	
CASH DISBURSEMENTS	44,764,174.45	5,801,120.29	0.00	0.00	50,565,294.74	0.00	6,000.29	0.00	0.00	6,000.29	0.00	263,898.39	0.00	0.00	263,898.39	269,898.68	50,835,193.42	0.00	0.00	0.00	0.00	44,764,174.45	6,071,018.97	0.00	0.00	50,835,193.42		
Notice of Cash Allocation (NCA)	30,914,393.63	1,338,180.63	0.00	0.00	32,252,574.26	0.00	6,000.29	0.00	0.00	6,000.29	0.00	169,019.53	0.00	0.00	169,019.53	175,019.82	32,427,594.08	0.00	0.00	0.00	0.00	30,914,393.63	1,513,200.45	0.00	0.00	32,427,594.08		
MDS Checks Issued	0.00	0.00	0.00	0.00	0.00	0.00	0.00	0.00	0.00	0.00	0.00	0.00	0.00	0.00	0.00	0.00	0.00	0.00	0.00	0.00	0.00	0.00	0.00	0.00	0.00	0.00	0.00	
Advice to Debit Account	30,914,393.63	1,338,180.63	0.00	0.00	32,252,574.26	0.00	6,000.29	0.00	0.00	6,000.29	0.00	169,019.53	0.00	0.00	169,019.53	175,019.82	32,427,594.08	0.00	0.00	0.00	0.00	30,914,393.63	1,513,200.45	0.00	0.00	32,427,594.08		
Notice of Transfer Allocations (NTA)	13,849,780.82	4,462,939.66	0.00	0.00	18,312,720.48	0.00	0.00	0.00	0.00	0.00	0.00	94,878.86	0.00	0.00	94,878.86	94,878.86	18,407,599.34	0.00	0.00	0.00	0.00	13,849,780.82	4,557,818.52	0.00	0.00	18,407,599.34		
MDS Checks Issued	0.00	0.00	0.00	0.00	0.00	0.00	0.00	0.00	0.00	0.00	0.00	0.00	0.00	0.00	0.00	0.00	0.00	0.00	0.00	0.00	0.00	0.00	0.00	0.00	0.00	0.00	0.00	
Advice to Debit Account	13,849,780.82	4,462,939.66	0.00	0.00	18,312,720.48	0.00	0.00	0.00	0.00	0.00	0.00	94,878.86	0.00	0.00	94,878.86	94,878.86	18,407,599.34	0.00	0.00	0.00	0.00	13,849,780.82	4,557,818.52	0.00	0.00	18,407,599.34		
Working Fund for FAPs	0.00	0.00	0.00	0.00	0.00	0.00	0.00	0.00	0.00	0.00	0.00	0.00	0.00	0.00	0.00	0.00	0.00	0.00	0.00	0.00	0.00	0.00	0.00	0.00	0.00	0.00	0.00	
Cash Disbursement Ceiling (CDC)	0.00	0.00	0.00	0.00	0.00	0.00	0.00	0.00	0.00	0.00	0.00	0.00	0.00	0.00	0.00	0.00	0.00	0.00	0.00	0.00	0.00	0.00	0.00	0.00	0.00	0.00	0.00	
TOTAL CASH DISBURSEMENTS	44,764,174.45	5,801,120.29	0.00	0.00	50,565,294.74	0.00	6,000.29	0.00	0.00	6,000.29	0.00	263,898.39	0.00	0.00	263,898.39	269,898.68	50,835,193.42	0.00	0.00	0.00	0.00	44,764,174.45	6,071,018.97	0.00	0.00	50,835,193.42		
NON-CASH DISBURSEMENTS	3,518,496.32	179,004.39	0.00	0.00	3,697,500.71	0.00	0.00	0.00	0.00	0.00	0.00	5,962.02	0.00	0.00	5,962.02	5,962.02	3,703,462.73	0.00	0.00	0.00	0.00	3,518,496.32	184,966.41	0.00	0.00	3,703,462.73		
Tax Remittance Advices Issued (TRA)	3,518,496.32	179,004.39	0.00	0.00	3,697,500.71	0.00	0.00	0.00	0.00	0.00	0.00	5,962.02	0.00	0.00	5,962.02	5,962.02	3,703,462.73	0.00	0.00	0.00	0.00	3,518,496.32	184,966.41	0.00	0.00	3,703,462.73		
Non-Cash Availment Authority (NCAA)	0.00	0.00	0.00	0.00	0.00	0.00	0.00	0.00	0.00	0.00	0.00	0.00	0.00	0.00	0.00	0.00	0.00	0.00	0.00	0.00	0.00	0.00	0.00	0.00	0.00	0.00	0.00	
Disbursements effected through outright deductions from claims (please specify...)	0.00	0.00	0.00	0.00	0.00	0.00	0.00	0.00	0.00	0.00	0.00	0.00	0.00	0.00	0.00	0.00	0.00	0.00	0.00	0.00	0.00	0.00	0.00	0.00	0.00	0.00	0.00	
Overpayment of expenses (e.g. personnel benefits)	0.00	0.00	0.00	0.00	0.00	0.00	0.00	0.00	0.00	0.00	0.00	0.00	0.00	0.00	0.00	0.00	0.00	0.00	0.00	0.00	0.00	0.00	0.00	0.00	0.00	0.00	0.00	
Restitution for loss of government property	0.00	0.00	0.00	0.00	0.00	0.00	0.00	0.00	0.00	0.00	0.00	0.00	0.00	0.00	0.00	0.00	0.00	0.00	0.00	0.00	0.00	0.00	0.00	0.00	0.00	0.00	0.00	
Liquidated damages and similar claims	0.00	0.00	0.00	0.00	0.00	0.00	0.00	0.00	0.00	0.00	0.00	0.00	0.00	0.00	0.00	0.00	0.00	0.00	0.00	0.00	0.00	0.00	0.00	0.00	0.00	0.00	0.00	
Others (TEF, BTR, Documentary Stamp Tax, etc.)	0.00	0.00	0.00	0.00	0.00	0.00	0.00	0.00	0.00	0.00	0.00	0.00	0.00	0.00	0.00	0.00	0.00	0.00	0.00	0.00	0.00	0.00	0.00	0.00	0.00	0.00	0.00	
TOTAL NON-CASH DISBURSEMENTS	3,518,496.32	179,004.39	0.00	0.00	3,697,500.71	0.00	0.00	0.00	0.00	0.00	0.00	5,962.02	0.00	0.00	5,962.02	5,962.02	3,703,462.73	0.00	0.00	0.00	0.00	3,518,496.32	184,966.41	0.00	0.00	3,703,462.73		
GRAND TOTAL	48,282,670.77	5,980,124.68	0.00	0.00	54,262,795.45	0.00	6,000.29	0.00	0.00	6,000.29	0.00	269,860.41	0.00	0.00	269,860.41	275,860.70	54,538,656.15	0.00	0.00	0.00	0.00	48,282,670.77	6,255,985.38	0.00	0.00	54,538,656.15		

SUMMARY

Particulars (1)	Previous Report (2)	This Month (3)	As at Date (4)
Total Disbursement Authorities Received	101,020,450.99	62,347,124.91	163,367,575.90
NCA	84,215,000.00	34,991,000.00	119,206,000.00
NTA	9,591,674.38	23,652,662.18	33,244,336.56
Working Fund	0.00	0.00	0.00
TRA	7,213,776.61	3,703,462.73	10,917,239.34
CDC	0.00	0.00	0.00
NCAA	0.00	0.00	0.00
Less: Notice of Transfer of Allocations (NTA)* issued	0.00	0.00	0.00
Total Disbursement Authorities Available	101,020,450.99	62,347,124.91	163,367,575.90
Less:	0.00	0.00	0.00
Lapsed NCA	316.41	0.00	316.41
Disbursements	100,487,150.51	54,538,656.15	155,025,806.66
Less: Other Non-Cash Disbursements	0.00	0.00	0.00
Disbursements effected through outright deductions from claims	0.00	0.00	0.00
Overpayment of expenses (e.g. personnel benefits)	0.00	0.00	0.00
Restitution for loss of government property	0.00	0.00	0.00
Liquidated damages and similar claims	0.00	0.00	0.00
Others (e.g. TEF, BTR, Docs Stamp, etc.)	0.00	0.00	0.00
Add/Less: Adjustments (e.g. cancelled/staled checks)	0.00	0.00	0.00
Balance of Disbursement Authorities as at date	532,984.07	7,808,468.76	8,341,452.83
Total Disbursements Program	84,215,000.00	34,991,000.00	119,206,000.00
Less: *Actual Disbursements	100,487,150.51	54,538,656.15	155,025,806.66
(Over)/Under spending	(16,272,150.51)	(19,547,656.15)	(35,819,806.66)

Notes: * The use of NTA is discouraged
 Notes: ** Amounts should tally with the grand total disbursement (column 27).

Certified Correct

CHRISTINE JOY F. CASUGA

Regional Accountant

Date:

Recommending Approval:

SHARWYN M. SANGEL

OIC-PAD CHIEF

Date:

Approved:

AGNES A. DE LEON, CESO V

Regional Director

Date:

MONTHLY REPORT OF DISBURSEMENTS

For the month of April 2023

Department : Department of the Interior and Local Government (DILG)
 Agency/Entity : Office of the Secretary
 Operating Unit : Regional Office - I
 Organization Code (UACS) : 14 001 0300001
 Fund Cluster : 01 Regular Agency Fund

Particulars	Current Year Budget					Prior Year's Budget											SUB-TOTAL	Trust Liabilities				Grand Total					Remarks	
	PS	MOOE	FinEx	CO	TOTAL	Prior Year's Accounts Payable					Current Year's Accounts Payable					TOTAL		PS	MOOE	CO	TOTAL	PS	MOOE	FinEx	CO	TOTAL		
						PS	MOOE	FinEx	CO	Sub-Total	PS	MOOE	FinEx	CO	Sub-Total													
1	2	3	4	5	6=(2+3+4+5)	7	8	9	10	11=(7+8+9+10)	12	13	14	15	16=(12+13+14+15)	17=(11+16)	18=(6+17)	19	20	21	22=(19+20+21)	23	24	25	26	27=(23+24+25+26)	28	
CASH DISBURSEMENTS	18,231,460.68	4,653,523.88	0.00	22,591.24	22,907,575.80	0.00	578,402.73	0.00	0.00	578,402.73	0.00	146,034.09	0.00	0.00	146,034.09	724,436.82	23,632,012.62	0.00	0.00	0.00	0.00	18,231,460.68	5,377,960.70	0.00	22,591.24	23,632,012.62		
Notice of Cash Allocation (NCA)	18,231,460.68	2,280,826.29	0.00	22,591.24	20,534,878.21	0.00	273,753.86	0.00	0.00	273,753.86	0.00	146,034.09	0.00	0.00	146,034.09	419,787.95	20,954,666.16	0.00	0.00	0.00	0.00	18,231,460.68	2,700,614.24	0.00	22,591.24	20,954,666.16		
MDS Checks Issued	0.00	0.00	0.00	0.00	0.00	0.00	0.00	0.00	0.00	0.00	0.00	0.00	0.00	0.00	0.00	0.00	0.00	0.00	0.00	0.00	0.00	0.00	0.00	0.00	0.00	0.00	0.00	
Advice to Debit Account	18,231,460.68	2,280,826.29	0.00	22,591.24	20,534,878.21	0.00	273,753.86	0.00	0.00	273,753.86	0.00	146,034.09	0.00	0.00	146,034.09	419,787.95	20,954,666.16	0.00	0.00	0.00	0.00	18,231,460.68	2,700,614.24	0.00	22,591.24	20,954,666.16		
Notice of Transfer Allocations	0.00	2,372,697.59	0.00	0.00	2,372,697.59	0.00	304,648.87	0.00	0.00	304,648.87	0.00	0.00	0.00	0.00	0.00	304,648.87	2,677,346.46	0.00	0.00	0.00	0.00	0.00	2,677,346.46	0.00	0.00	0.00	2,677,346.46	
MDS Checks Issued	0.00	0.00	0.00	0.00	0.00	0.00	0.00	0.00	0.00	0.00	0.00	0.00	0.00	0.00	0.00	0.00	0.00	0.00	0.00	0.00	0.00	0.00	0.00	0.00	0.00	0.00	0.00	
Advice to Debit Account	0.00	2,372,697.59	0.00	0.00	2,372,697.59	0.00	304,648.87	0.00	0.00	304,648.87	0.00	0.00	0.00	0.00	0.00	304,648.87	2,677,346.46	0.00	0.00	0.00	0.00	0.00	2,677,346.46	0.00	0.00	0.00	2,677,346.46	
Working Fund for FAPs	0.00	0.00	0.00	0.00	0.00	0.00	0.00	0.00	0.00	0.00	0.00	0.00	0.00	0.00	0.00	0.00	0.00	0.00	0.00	0.00	0.00	0.00	0.00	0.00	0.00	0.00	0.00	
Cash Disbursement Ceiling	0.00	0.00	0.00	0.00	0.00	0.00	0.00	0.00	0.00	0.00	0.00	0.00	0.00	0.00	0.00	0.00	0.00	0.00	0.00	0.00	0.00	0.00	0.00	0.00	0.00	0.00	0.00	
TOTAL CASH DISBURSEMENTS	18,231,460.68	4,653,523.88	0.00	22,591.24	22,907,575.80	0.00	578,402.73	0.00	0.00	578,402.73	0.00	146,034.09	0.00	0.00	146,034.09	724,436.82	23,632,012.62	0.00	0.00	0.00	0.00	18,231,460.68	5,377,960.70	0.00	22,591.24	23,632,012.62		
NON-CASH DISBURSEMENTS	1,542,433.19	26,187.50	0.00	1,278.76	1,569,899.45	0.00	15,472.56	0.00	0.00	15,472.56	0.00	10,135.62	0.00	0.00	10,135.62	25,608.18	1,595,507.63	0.00	0.00	0.00	0.00	1,542,433.19	51,795.68	0.00	1,278.76	1,595,507.63		
Tax Remittance Advices Issued	1,542,433.19	26,187.50	0.00	1,278.76	1,569,899.45	0.00	15,472.56	0.00	0.00	15,472.56	0.00	10,135.62	0.00	0.00	10,135.62	25,608.18	1,595,507.63	0.00	0.00	0.00	0.00	1,542,433.19	51,795.68	0.00	1,278.76	1,595,507.63		
Non-Cash Availment Authority	0.00	0.00	0.00	0.00	0.00	0.00	0.00	0.00	0.00	0.00	0.00	0.00	0.00	0.00	0.00	0.00	0.00	0.00	0.00	0.00	0.00	0.00	0.00	0.00	0.00	0.00	0.00	
Disbursements effected through outright deductions from claims (please specify...)	0.00	0.00	0.00	0.00	0.00	0.00	0.00	0.00	0.00	0.00	0.00	0.00	0.00	0.00	0.00	0.00	0.00	0.00	0.00	0.00	0.00	0.00	0.00	0.00	0.00	0.00	0.00	
Overpayment of expenses(e.g. personnel benefits)	0.00	0.00	0.00	0.00	0.00	0.00	0.00	0.00	0.00	0.00	0.00	0.00	0.00	0.00	0.00	0.00	0.00	0.00	0.00	0.00	0.00	0.00	0.00	0.00	0.00	0.00	0.00	
Restitution for loss of government property	0.00	0.00	0.00	0.00	0.00	0.00	0.00	0.00	0.00	0.00	0.00	0.00	0.00	0.00	0.00	0.00	0.00	0.00	0.00	0.00	0.00	0.00	0.00	0.00	0.00	0.00	0.00	
Liquidated damages and similar claims	0.00	0.00	0.00	0.00	0.00	0.00	0.00	0.00	0.00	0.00	0.00	0.00	0.00	0.00	0.00	0.00	0.00	0.00	0.00	0.00	0.00	0.00	0.00	0.00	0.00	0.00	0.00	
Others(TEF, BTr-Documentary Stamp Tax, etc.)	0.00	0.00	0.00	0.00	0.00	0.00	0.00	0.00	0.00	0.00	0.00	0.00	0.00	0.00	0.00	0.00	0.00	0.00	0.00	0.00	0.00	0.00	0.00	0.00	0.00	0.00	0.00	
TOTAL NON-CASH DISBURSEMENTS	1,542,433.19	26,187.50	0.00	1,278.76	1,569,899.45	0.00	15,472.56	0.00	0.00	15,472.56	0.00	10,135.62	0.00	0.00	10,135.62	25,608.18	1,595,507.63	0.00	0.00	0.00	0.00	1,542,433.19	51,795.68	0.00	1,278.76	1,595,507.63		
GRAND TOTAL	19,773,893.87	4,679,711.38	0.00	23,870.00	24,477,475.25	0.00	593,875.29	0.00	0.00	593,875.29	0.00	156,169.71	0.00	0.00	156,169.71	750,045.00	25,227,520.25	0.00	0.00	0.00	0.00	19,773,893.87	5,429,756.38	0.00	23,870.00	25,227,520.25		

SUMMARY

Particulars (1)	Previous Report (2)	This Month (3)	As at Date (4)
Total Disbursement Authorities Received	75,259,946.67	25,760,504.32	101,020,450.99
NCA	63,129,000.00	21,086,000.00	84,215,000.00
NTA	6,512,677.69	3,078,996.69	9,591,674.38
Working Fund	0.00	0.00	0.00
TRA	5,618,268.98	1,595,507.63	7,213,776.61
CDC	0.00	0.00	0.00
NCAA	0.00	0.00	0.00
Less: Notice of Transfer of Allocations (NTA)* issued	0.00	0.00	0.00
Total Disbursement Authorities Available	75,259,946.67	25,760,504.32	101,020,450.99
Less:	0.00	0.00	0.00
Lapsed NCA	316.41	0.00	316.41
Disbursements	75,259,630.26	25,227,520.25	100,487,150.51
Less: Other Non-Cash Disbursements	0.00	0.00	0.00
Disbursements effected through outright deductions from claims	0.00	0.00	0.00
Overpayment of expenses(e.g. personnel benefits)	0.00	0.00	0.00
Restitution for loss of government property	0.00	0.00	0.00
Liquidated damages and similar claims	0.00	0.00	0.00
Others (e.g. TEF, BTr, Docs Stamp, etc.)	0.00	0.00	0.00
Add/Less: Adjustments (e.g. cancelled/staled checks)	0.00	0.00	0.00
Balance of Disbursement Authorities as at date	0.00	532,984.07	532,984.07
Total Disbursements Program	63,129,000.00	21,086,000.00	84,215,000.00
Less: *Actual Disbursements	75,259,630.26	25,227,520.25	100,487,150.51
(Over)/Under spending	(12,130,630.26)	(4,141,520.25)	(16,272,150.51)

Notes: * The use of NTA is discouraged
 Notes: ** Amounts should tally with the grand total disbursement (column 27).

Certified Correct:

CHRISTINE JOY F. CASUGA

Regional Accountant

Date:

Recommending Approval:

SETY ZORAYDA S. PEREZ

Supervising Administrative Officer

Date:

Approved By:

AGNES A. DE LEON, CESO V

OIC - Regional Director

Date:

MONTHLY REPORT OF DISBURSEMENTS
For the month of March 2023

Department : Department of the Interior and Local Government (DILG)
 Agency/Entity : Office of the Secretary
 Operating Unit : Regional Office - I
 Organization Code (UACS) : 14 001 0300001
 Fund Cluster : 01 Regular Agency Fund


Particulars	Current Year Budget					Prior Year's Budget											SUB-TOTAL	Trust Liabilities				Grand Total					Remarks	
	PS	MOOE	FinEx	CO	TOTAL 6=(2+3+4+5)	Prior Year's Accounts Payable					Current Year's Accounts Payable							PS	MOOE	CO	TOTAL 22=(19+20+21)	PS	MOOE	FinEx	CO	TOTAL 27=(23+24+25+)		
						PS	MOOE	FinEx	CO	Sub-Total 11=(7+8+9+10)	PS	MOOE	FinEx	CO	Sub-Total 16=(12+13+14+15)	TOTAL 17=(11+16)												19
1	2	3	4	5	6	7	8	9	10	11	12	13	14	15	16	17	18	19	20	21	22	23	24	25	26	27	28	
CASH DISBURSEMENTS	16,555,915.26	3,479,568.12	0.00	32,812.50	20,068,295.88	0.00	0.00	0.00	2,011,690.44	2,011,690.44	0.00	1,344,328.88	0.00	77,567.87	1,421,896.75	3,433,587.19	23,501,883.07	0.00	0.00	0.00	0.00	16,555,915.26	4,823,897.00	0.00	2,122,070.81	23,501,883.07		
Notice of Cash Allocation (NCA)	16,555,915.26	1,028,594.72	0.00	32,812.50	17,617,322.48	0.00	0.00	0.00	2,011,690.44	2,011,690.44	0.00	872,419.21	0.00	77,567.87	949,987.08	2,961,677.52	20,579,000.00	0.00	0.00	0.00	0.00	16,555,915.26	1,901,013.93	0.00	2,122,070.81	20,579,000.00		
MDS Checks Issued	0.00	0.00	0.00	0.00	0.00	0.00	0.00	0.00	0.00	0.00	0.00	0.00	0.00	0.00	0.00	0.00	0.00	0.00	0.00	0.00	0.00	0.00	0.00	0.00	0.00	0.00	0.00	
Advice to Debit Account	16,555,915.26	1,028,594.72	0.00	32,812.50	17,617,322.48	0.00	0.00	0.00	2,011,690.44	2,011,690.44	0.00	872,419.21	0.00	77,567.87	949,987.08	2,961,677.52	20,579,000.00	0.00	0.00	0.00	0.00	16,555,915.26	1,901,013.93	0.00	2,122,070.81	20,579,000.00		
Notice of Transfer Allocations (NTA)	0.00	2,450,973.40	0.00	0.00	2,450,973.40	0.00	0.00	0.00	0.00	0.00	0.00	471,909.67	0.00	0.00	471,909.67	471,909.67	2,922,883.07	0.00	0.00	0.00	0.00	0.00	2,922,883.07	0.00	0.00	0.00	2,922,883.07	
MDS Checks Issued	0.00	0.00	0.00	0.00	0.00	0.00	0.00	0.00	0.00	0.00	0.00	0.00	0.00	0.00	0.00	0.00	0.00	0.00	0.00	0.00	0.00	0.00	0.00	0.00	0.00	0.00	0.00	0.00
Advice to Debit Account	0.00	2,450,973.40	0.00	0.00	2,450,973.40	0.00	0.00	0.00	0.00	0.00	0.00	471,909.67	0.00	0.00	471,909.67	471,909.67	2,922,883.07	0.00	0.00	0.00	0.00	0.00	2,922,883.07	0.00	0.00	0.00	2,922,883.07	
Working Fund for FAPs	0.00	0.00	0.00	0.00	0.00	0.00	0.00	0.00	0.00	0.00	0.00	0.00	0.00	0.00	0.00	0.00	0.00	0.00	0.00	0.00	0.00	0.00	0.00	0.00	0.00	0.00	0.00	0.00
Cash Disbursement Ceiling (CDC)	0.00	0.00	0.00	0.00	0.00	0.00	0.00	0.00	0.00	0.00	0.00	0.00	0.00	0.00	0.00	0.00	0.00	0.00	0.00	0.00	0.00	0.00	0.00	0.00	0.00	0.00	0.00	0.00
TOTAL CASH DISBURSEMENTS	16,555,915.26	3,479,568.12	0.00	32,812.50	20,068,295.88	0.00	0.00	0.00	2,011,690.44	2,011,690.44	0.00	1,344,328.88	0.00	77,567.87	1,421,896.75	3,433,587.19	23,501,883.07	0.00	0.00	0.00	0.00	16,555,915.26	4,823,897.00	0.00	2,122,070.81	23,501,883.07		
NON-CASH DISBURSEMENTS	1,730,599.72	31,499.04	0.00	2,187.50	1,764,286.26	0.00	0.00	0.00	149,014.11	149,014.11	0.00	14,446.45	0.00	4,832.13	19,278.58	168,292.69	1,932,578.95	0.00	0.00	0.00	0.00	1,730,599.72	45,945.49	0.00	156,033.74	1,932,578.95		
Tax Reimbursement Advices Issued (TRA)	1,730,599.72	31,499.04	0.00	2,187.50	1,764,286.26	0.00	0.00	0.00	149,014.11	149,014.11	0.00	14,446.45	0.00	4,832.13	19,278.58	168,292.69	1,932,578.95	0.00	0.00	0.00	0.00	1,730,599.72	45,945.49	0.00	156,033.74	1,932,578.95		
Disbursements effected through outright deductions from claims (release checks)	0.00	0.00	0.00	0.00	0.00	0.00	0.00	0.00	0.00	0.00	0.00	0.00	0.00	0.00	0.00	0.00	0.00	0.00	0.00	0.00	0.00	0.00	0.00	0.00	0.00	0.00	0.00	0.00
Overpayment of expenses (e.g. personnel benefits)	0.00	0.00	0.00	0.00	0.00	0.00	0.00	0.00	0.00	0.00	0.00	0.00	0.00	0.00	0.00	0.00	0.00	0.00	0.00	0.00	0.00	0.00	0.00	0.00	0.00	0.00	0.00	0.00
Restitution for loss of government property	0.00	0.00	0.00	0.00	0.00	0.00	0.00	0.00	0.00	0.00	0.00	0.00	0.00	0.00	0.00	0.00	0.00	0.00	0.00	0.00	0.00	0.00	0.00	0.00	0.00	0.00	0.00	0.00
Liquidated damages and similar claims	0.00	0.00	0.00	0.00	0.00	0.00	0.00	0.00	0.00	0.00	0.00	0.00	0.00	0.00	0.00	0.00	0.00	0.00	0.00	0.00	0.00	0.00	0.00	0.00	0.00	0.00	0.00	0.00
Others (TEF, BTr-Documentary Stamp Tax, etc.)	0.00	0.00	0.00	0.00	0.00	0.00	0.00	0.00	0.00	0.00	0.00	0.00	0.00	0.00	0.00	0.00	0.00	0.00	0.00	0.00	0.00	0.00	0.00	0.00	0.00	0.00	0.00	0.00
TOTAL NON-CASH DISBURSEMENTS	1,730,599.72	31,499.04	0.00	2,187.50	1,764,286.26	0.00	0.00	0.00	149,014.11	149,014.11	0.00	14,446.45	0.00	4,832.13	19,278.58	168,292.69	1,932,578.95	0.00	0.00	0.00	0.00	1,730,599.72	45,945.49	0.00	156,033.74	1,932,578.95		
GRAND TOTAL	18,286,514.98	3,511,067.16	0.00	35,000.00	21,832,582.14	0.00	0.00	0.00	2,160,704.55	2,160,704.55	0.00	1,358,775.33	0.00	82,400.00	1,441,175.33	3,601,879.88	25,434,462.02	0.00	0.00	0.00	0.00	18,286,514.98	4,869,842.49	0.00	2,278,104.55	25,434,462.02		

SUMMARY

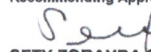
Particulars (1)	Previous Report (2)	This Month (3)	As at Date (4)
Total Disbursement Authorities Received	49,993,046.03	25,491,660.30	75,484,706.33
NCA	42,550,000.00	20,579,000.00	63,129,000.00
NTA	3,757,356.00	2,755,321.69	6,512,677.69
Working Fund	0.00	0.00	0.00
TRA	3,685,690.03	2,157,338.61	5,843,028.64
CDC	0.00	0.00	0.00
NCAA	0.00	0.00	0.00
Less: Notice of Transfer of Allocations (NTA)* issued	0.00	0.00	0.00
Total Disbursement Authorities Available	49,993,046.03	25,491,660.30	75,484,706.33
Less:	0.00	0.00	0.00
Lapsed NCA	0.00	0.00	0.00
Disbursements	49,825,168.24	25,659,221.68	75,484,389.92
Less: Other Non-Cash Disbursements	0.00	0.00	0.00
Disbursements effected through outright deductions from claims	0.00	0.00	0.00
Overpayment of expenses (e.g. personnel benefits)	0.00	0.00	0.00
Restitution for loss of government property	0.00	0.00	0.00
Liquidated damages and similar claims	0.00	0.00	0.00
Others (e.g. TEF, BTr, Docs Stamp, etc.)	0.00	0.00	0.00
Add/Less: Adjustments (e.g. cancelled/staled checks)	0.00	0.00	0.00
Balance of Disbursement Authorities as at date	167,877.79	(167,561.38)	316.41
Total Disbursements Program	42,550,000.00	20,579,000.00	63,129,000.00
Less: *Actual Disbursements	49,825,168.24	25,659,221.68	75,484,389.92
(Over)/Under spending	(7,275,168.24)	(5,080,221.68)	(12,355,389.92)

Notes: * The use of NTA is discouraged
 Notes: ** Amounts should tally with the grand total disbursement (column 27).

Certified Correct:


CHRISTINE JOY F. CASUGA
 Regional Accountant
 Date: _____

Recommending Approval:


SETY ZORAYDA S. PEREZ
 Supervising Administrative Officer
 Date: _____

Approved By:


AGNES A. DE LEON, CESO V
 OIC - Regional Director
 Date: _____

MONTHLY REPORT OF DISBURSEMENTS

For the month of February 2023

Department : Department of the Interior and Local Government (DILG)
 Agency/Entity : Office of the Secretary
 Operating Unit : Regional Office - I
 Organization Code (UACS) : 14 001 0300001
 Fund Cluster : 01 Regular Agency Fund

Particulars	Current Year Budget					Prior Year's Budget					Prior Year's Accounts Payable					Current Year's Accounts Payable					Trust Liabilities					Grand Total					Remarks
	PS	MOOE	FinEx	CO	TOTAL	PS	MOOE	FinEx	CO	Sub-Total	PS	MOOE	FinEx	CO	Sub-Total	TOTAL	SUB-TOTAL	PS	MOOE	CO	TOTAL	PS	MOOE	FinEx	CO	TOTAL					
	2	3	4	5	6=(2+3+4+5)	7	8	9	10	11=(7+8+9+10)	12	13	14	15	16=(12+13+14+15)	17=(11+16)	18=(6+17)	19	20	21	22=(19+20+21)	23	24	25	26	27=(23+24+25+26)					
CASH DISBURSEMENTS	18,863,662.63	3,533,577.87	0.00	0.00	22,397,240.50	0.00	136,574.11	0.00	0.00	136,574.11	0.00	3,612,212.21	0.00	0.00	3,612,212.21	3,748,786.32	26,146,026.82	0.00	0.00	0.00	0.00	18,863,662.63	7,282,364.19	0.00	0.00	26,146,026.82					
Notice of Cash Allocation (NCA)	18,863,662.63	678,917.50	0.00	0.00	19,542,580.13	0.00	136,574.11	0.00	0.00	136,574.11	0.00	2,877,394.37	0.00	0.00	2,877,394.37	3,013,968.48	22,556,548.61	0.00	0.00	0.00	0.00	18,863,662.63	3,692,885.98	0.00	0.00	22,556,548.61					
MDS Checks Issued	0.00	0.00	0.00	0.00	0.00	0.00	0.00	0.00	0.00	0.00	0.00	0.00	0.00	0.00	0.00	0.00	0.00	0.00	0.00	0.00	0.00	0.00	0.00	0.00	0.00	0.00	0.00				
Advice to Debit Account	18,863,662.63	678,917.50	0.00	0.00	19,542,580.13	0.00	136,574.11	0.00	0.00	136,574.11	0.00	2,877,394.37	0.00	0.00	2,877,394.37	3,013,968.48	22,556,548.61	0.00	0.00	0.00	0.00	18,863,662.63	3,692,885.98	0.00	0.00	22,556,548.61					
Notice of Transfer Allocations (NTA)	0.00	2,854,660.37	0.00	0.00	2,854,660.37	0.00	0.00	0.00	0.00	0.00	0.00	734,817.84	0.00	0.00	734,817.84	734,817.84	3,589,478.21	0.00	0.00	0.00	0.00	0.00	3,589,478.21	0.00	0.00	3,589,478.21					
MDS Checks Issued	0.00	0.00	0.00	0.00	0.00	0.00	0.00	0.00	0.00	0.00	0.00	0.00	0.00	0.00	0.00	0.00	0.00	0.00	0.00	0.00	0.00	0.00	0.00	0.00	0.00	0.00	0.00				
Advice to Debit Account	0.00	2,854,660.37	0.00	0.00	2,854,660.37	0.00	0.00	0.00	0.00	0.00	0.00	734,817.84	0.00	0.00	734,817.84	734,817.84	3,589,478.21	0.00	0.00	0.00	0.00	0.00	3,589,478.21	0.00	0.00	3,589,478.21					
Working Fund for FAPs	0.00	0.00	0.00	0.00	0.00	0.00	0.00	0.00	0.00	0.00	0.00	0.00	0.00	0.00	0.00	0.00	0.00	0.00	0.00	0.00	0.00	0.00	0.00	0.00	0.00	0.00	0.00				
Cash Disbursement Ceiling (CDC)	0.00	0.00	0.00	0.00	0.00	0.00	0.00	0.00	0.00	0.00	0.00	0.00	0.00	0.00	0.00	0.00	0.00	0.00	0.00	0.00	0.00	0.00	0.00	0.00	0.00	0.00	0.00				
TOTAL CASH DISBURSEMENTS	18,863,662.63	3,533,577.87	0.00	0.00	22,397,240.50	0.00	136,574.11	0.00	0.00	136,574.11	0.00	3,612,212.21	0.00	0.00	3,612,212.21	3,748,786.32	26,146,026.82	0.00	0.00	0.00	0.00	18,863,662.63	7,282,364.19	0.00	0.00	26,146,026.82					
NON-CASH DISBURSEMENTS	1,797,684.39	9,836.15	0.00	0.00	1,807,520.54	0.00	8,701.34	0.00	0.00	8,701.34	0.00	33,924.73	0.00	0.00	33,924.73	42,626.07	1,850,146.61	0.00	0.00	0.00	0.00	1,797,684.39	52,462.22	0.00	0.00	1,850,146.61					
Tax Remittance Advices Issued (TRA)	1,797,684.39	9,836.15	0.00	0.00	1,807,520.54	0.00	8,701.34	0.00	0.00	8,701.34	0.00	33,924.73	0.00	0.00	33,924.73	42,626.07	1,850,146.61	0.00	0.00	0.00	0.00	1,797,684.39	52,462.22	0.00	0.00	1,850,146.61					
Non-Cash Availment Authority (NCAA)	0.00	0.00	0.00	0.00	0.00	0.00	0.00	0.00	0.00	0.00	0.00	0.00	0.00	0.00	0.00	0.00	0.00	0.00	0.00	0.00	0.00	0.00	0.00	0.00	0.00	0.00	0.00				
Disbursements effected through outright deductions from claims (please specify...)	0.00	0.00	0.00	0.00	0.00	0.00	0.00	0.00	0.00	0.00	0.00	0.00	0.00	0.00	0.00	0.00	0.00	0.00	0.00	0.00	0.00	0.00	0.00	0.00	0.00	0.00	0.00				
Overpayment of expenses(e.g. personnel benefits)	0.00	0.00	0.00	0.00	0.00	0.00	0.00	0.00	0.00	0.00	0.00	0.00	0.00	0.00	0.00	0.00	0.00	0.00	0.00	0.00	0.00	0.00	0.00	0.00	0.00	0.00	0.00				
Restitution for loss of government property	0.00	0.00	0.00	0.00	0.00	0.00	0.00	0.00	0.00	0.00	0.00	0.00	0.00	0.00	0.00	0.00	0.00	0.00	0.00	0.00	0.00	0.00	0.00	0.00	0.00	0.00	0.00				
Liquidated damages and similar	0.00	0.00	0.00	0.00	0.00	0.00	0.00	0.00	0.00	0.00	0.00	0.00	0.00	0.00	0.00	0.00	0.00	0.00	0.00	0.00	0.00	0.00	0.00	0.00	0.00	0.00	0.00				
Others(TEF, BTR-Documentary Stamp Tax, etc.)	0.00	0.00	0.00	0.00	0.00	0.00	0.00	0.00	0.00	0.00	0.00	0.00	0.00	0.00	0.00	0.00	0.00	0.00	0.00	0.00	0.00	0.00	0.00	0.00	0.00	0.00	0.00				
TOTAL NON-CASH	1,797,684.39	9,836.15	0.00	0.00	1,807,520.54	0.00	8,701.34	0.00	0.00	8,701.34	0.00	33,924.73	0.00	0.00	33,924.73	42,626.07	1,850,146.61	0.00	0.00	0.00	0.00	1,797,684.39	52,462.22	0.00	0.00	1,850,146.61					
GRAND TOTAL	20,661,347.02	3,543,414.02	0.00	0.00	24,204,761.04	0.00	145,275.45	0.00	0.00	145,275.45	0.00	3,646,136.94	0.00	0.00	3,646,136.94	3,791,412.39	27,996,173.43	0.00	0.00	0.00	0.00	20,661,347.02	7,334,826.41	0.00	0.00	27,996,173.43					

SUMMARY

Particulars (1)	Previous (2)	This Month (3)	As at Date (4)
Total Disbursement Authorities Received	22,010,543.42	27,982,502.61	49,993,046.03
NCA	20,175,000.00	22,375,000.00	42,550,000.00
NTA	0.00	3,757,356.00	3,757,356.00
Working Fund	0.00	0.00	0.00
TRA	1,835,543.42	1,850,146.61	3,685,690.03
CDC	0.00	0.00	0.00
NCAA	0.00	0.00	0.00
Less: Notice of Transfer of Allocations (NTA)* issued	0.00	0.00	0.00
Total Disbursement Authorities Available	22,010,543.42	27,982,502.61	49,993,046.03
Less:	0.00	0.00	0.00
Lapsed NCA	0.00	0.00	0.00
Disbursements	21,828,994.81	27,996,173.43	49,825,168.24
Less: Other Non-Cash Disbursements	0.00	0.00	0.00
Disbursements effected through outright deductions from claims	0.00	0.00	0.00
Overpayment of expenses(e.g. personnel benefits)	0.00	0.00	0.00
Restitution for loss of government property	0.00	0.00	0.00
Liquidated damages and similar claims	0.00	0.00	0.00
Others (e.g. TEF, BTR, Docs Stamp, etc.)	0.00	0.00	0.00
Add/Less: Adjustments (e.g. cancelled/staled checks)	0.00	0.00	0.00
Balance of Disbursement Authorities as at date	181,548.61	(13,670.82)	167,877.79
Total Disbursements Program	20,175,000.00	22,375,000.00	42,550,000.00
Less: *Actual Disbursements	21,828,994.81	27,996,173.43	49,825,168.24
(Over)/Under spending	(1,653,994.81)	(5,621,173.43)	(7,275,168.24)

Notes: * The use of NTA is discouraged
 Notes: ** Amounts should tally with the grand total disbursement

Certified Correct:



CHRISTINE JOY F. CASUGA

Regional Accountant

Date:

Recommending Approval:



SETY ZORAYDA S. PEREZ

Supervising Administrative Officer

Date:

Approved By:



AGNES A. DE LEON, CESO V

OIC - Regional Director

Date:

MONTHLY REPORT OF DISBURSEMENTS
For the month of January 2023

Department : Department of the Interior and Local Government (DILG)
 Agency/Entity : Office of the Secretary
 Operating Unit : Regional Office - I
 Organization Code (UACS) : 14 001 0300001
 Fund Cluster : 01 Regular Agency Fund

Particulars	Current Year Budget					Prior Year's Budget											SUB-TOTAL	Trust Liabilities				Grand Total					Remarks
	PS	MOOE	FinEx	CO	TOTAL	Prior Year's Accounts Payable					Current Year's Accounts Payable					TOTAL		PS	MOOE	CO	TOTAL	PS	MOOE	FinEx	CO	TOTAL	
						PS	MOOE	FinEx	CO	Sub-Total	PS	MOOE	FinEx	CO	Sub-Total												
CASH DISBURSEMENTS	13,129,269.27	756,602.27	0.00	0.00	13,885,871.54	5,340,216.67	701,589.69	0.00	0.00	6,041,806.36	0.00	37,853.84	0.00	27,919.65	65,773.49	6,107,579.85	19,993,451.39	0.00	0.00	0.00	0.00	18,469,485.94	1,496,045.80	0.00	27,919.65	19,993,451.39	
Notice of Cash Allocation (NCA)	13,129,269.27	756,602.27	0.00	0.00	13,885,871.54	5,340,216.67	701,589.69	0.00	0.00	6,041,806.36	0.00	37,853.84	0.00	27,919.65	65,773.49	6,107,579.85	19,993,451.39	0.00	0.00	0.00	0.00	18,469,485.94	1,496,045.80	0.00	27,919.65	19,993,451.39	
MDS Checks Issued	0.00	0.00	0.00	0.00	0.00	0.00	0.00	0.00	0.00	0.00	0.00	0.00	0.00	0.00	0.00	0.00	0.00	0.00	0.00	0.00	0.00	0.00	0.00	0.00	0.00	0.00	
Advice to Debit Account	13,129,269.27	756,602.27	0.00	0.00	13,885,871.54	5,340,216.67	701,589.69	0.00	0.00	6,041,806.36	0.00	37,853.84	0.00	27,919.65	65,773.49	6,107,579.85	19,993,451.39	0.00	0.00	0.00	0.00	18,469,485.94	1,496,045.80	0.00	27,919.65	19,993,451.39	
Notice of Transfer Allocations (NTA)	0.00	0.00	0.00	0.00	0.00	0.00	0.00	0.00	0.00	0.00	0.00	0.00	0.00	0.00	0.00	0.00	0.00	0.00	0.00	0.00	0.00	0.00	0.00	0.00	0.00	0.00	
MDS Checks Issued	0.00	0.00	0.00	0.00	0.00	0.00	0.00	0.00	0.00	0.00	0.00	0.00	0.00	0.00	0.00	0.00	0.00	0.00	0.00	0.00	0.00	0.00	0.00	0.00	0.00	0.00	
Advice to Debit Account	0.00	0.00	0.00	0.00	0.00	0.00	0.00	0.00	0.00	0.00	0.00	0.00	0.00	0.00	0.00	0.00	0.00	0.00	0.00	0.00	0.00	0.00	0.00	0.00	0.00	0.00	
Working Fund for FAPs	0.00	0.00	0.00	0.00	0.00	0.00	0.00	0.00	0.00	0.00	0.00	0.00	0.00	0.00	0.00	0.00	0.00	0.00	0.00	0.00	0.00	0.00	0.00	0.00	0.00	0.00	
Cash Disbursement Ceiling (CDC)	0.00	0.00	0.00	0.00	0.00	0.00	0.00	0.00	0.00	0.00	0.00	0.00	0.00	0.00	0.00	0.00	0.00	0.00	0.00	0.00	0.00	0.00	0.00	0.00	0.00	0.00	
TOTAL CASH DISBURSEMENTS	13,129,269.27	756,602.27	0.00	0.00	13,885,871.54	5,340,216.67	701,589.69	0.00	0.00	6,041,806.36	0.00	37,853.84	0.00	27,919.65	65,773.49	6,107,579.85	19,993,451.39	0.00	0.00	0.00	0.00	18,469,485.94	1,496,045.80	0.00	27,919.65	19,993,451.39	
NON-CASH DISBURSEMENTS	1,808,045.66	10,540.26	0.00	0.00	1,818,585.92	0.00	14,125.99	0.00	0.00	14,125.99	0.00	1,251.16	0.00	1,580.35	2,831.51	16,957.50	1,835,543.42	0.00	0.00	0.00	0.00	1,808,045.66	25,917.41	0.00	1,580.35	1,835,543.42	
Tax Remittance Advices Issued (TRA)	1,808,045.66	10,540.26	0.00	0.00	1,818,585.92	0.00	14,125.99	0.00	0.00	14,125.99	0.00	1,251.16	0.00	1,580.35	2,831.51	16,957.50	1,835,543.42	0.00	0.00	0.00	0.00	1,808,045.66	25,917.41	0.00	1,580.35	1,835,543.42	
Non-Cash Availment Authority (NCAA)	0.00	0.00	0.00	0.00	0.00	0.00	0.00	0.00	0.00	0.00	0.00	0.00	0.00	0.00	0.00	0.00	0.00	0.00	0.00	0.00	0.00	0.00	0.00	0.00	0.00	0.00	
Disbursements effected through outright deductions from claims (please specify...)	0.00	0.00	0.00	0.00	0.00	0.00	0.00	0.00	0.00	0.00	0.00	0.00	0.00	0.00	0.00	0.00	0.00	0.00	0.00	0.00	0.00	0.00	0.00	0.00	0.00	0.00	
Overpayment of expenses (e.g. personnel benefits)	0.00	0.00	0.00	0.00	0.00	0.00	0.00	0.00	0.00	0.00	0.00	0.00	0.00	0.00	0.00	0.00	0.00	0.00	0.00	0.00	0.00	0.00	0.00	0.00	0.00	0.00	
Restitution for loss of government property	0.00	0.00	0.00	0.00	0.00	0.00	0.00	0.00	0.00	0.00	0.00	0.00	0.00	0.00	0.00	0.00	0.00	0.00	0.00	0.00	0.00	0.00	0.00	0.00	0.00	0.00	
Liquidated damages and similar claims	0.00	0.00	0.00	0.00	0.00	0.00	0.00	0.00	0.00	0.00	0.00	0.00	0.00	0.00	0.00	0.00	0.00	0.00	0.00	0.00	0.00	0.00	0.00	0.00	0.00	0.00	
Others (TEF, BTr, Documentary Stamp Tax, etc.)	0.00	0.00	0.00	0.00	0.00	0.00	0.00	0.00	0.00	0.00	0.00	0.00	0.00	0.00	0.00	0.00	0.00	0.00	0.00	0.00	0.00	0.00	0.00	0.00	0.00	0.00	
TOTAL NON-CASH DISBURSEMENTS	1,808,045.66	10,540.26	0.00	0.00	1,818,585.92	0.00	14,125.99	0.00	0.00	14,125.99	0.00	1,251.16	0.00	1,580.35	2,831.51	16,957.50	1,835,543.42	0.00	0.00	0.00	0.00	1,808,045.66	25,917.41	0.00	1,580.35	1,835,543.42	
GRAND TOTAL	14,937,314.93	767,142.53	0.00	0.00	15,704,457.46	5,340,216.67	715,715.68	0.00	0.00	6,055,932.35	0.00	39,105.00	0.00	29,500.00	68,605.00	6,124,537.35	21,828,994.81	0.00	0.00	0.00	0.00	20,277,531.60	1,521,963.21	0.00	29,500.00	21,828,994.81	

SUMMARY

Particulars	Previous Report	This Month	As at Date
(1)	(2)	(3)	(4)
Total Disbursement Authorities Received	0.00	22,010,543.42	22,010,543.42
NCA	0.00	20,175,000.00	20,175,000.00
NTA	0.00	0.00	0.00
Working Fund	0.00	0.00	0.00
TRA	0.00	1,835,543.42	1,835,543.42
CDC	0.00	0.00	0.00
NCAA	0.00	0.00	0.00
Less: Notice of Transfer of Allocations (NTA)* issued	0.00	0.00	0.00
Total Disbursement Authorities Available	0.00	22,010,543.42	22,010,543.42
Less:	0.00	0.00	0.00
Lapsed NCA	0.00	0.00	0.00
Disbursements	0.00	21,828,994.81	21,828,994.81
Less: Other Non-Cash Disbursements	0.00	0.00	0.00
Disbursements effected through outright deductions from claims	0.00	0.00	0.00
Overpayment of expenses (e.g. personnel benefits)	0.00	0.00	0.00
Restitution for loss of government property	0.00	0.00	0.00
Liquidated damages and similar claims	0.00	0.00	0.00
Others (e.g. TEF, BTr, Docs Stamp, etc.)	0.00	0.00	0.00
Add/Less: Adjustments (e.g. cancelled/staled checks)	0.00	0.00	0.00
Balance of Disbursement Authorities as at date	0.00	181,548.61	181,548.61
Total Disbursements Program	0.00	20,175,000.00	20,175,000.00
Less: *Actual Disbursements	0.00	21,828,994.81	21,828,994.81
(Over)/Under spending	0.00	(1,653,994.81)	(1,653,994.81)

Notes: * The use of NTA is discouraged
 Notes: ** Amounts should tally with the grand total disbursement (column 27).

Certified Correct:

CHRISTINE JOY P. CASUGA
Regional Accountant

Date:

Recommending Approval:

ALICIA C. BANG-OA
FAD Chief

Date:

Approved By:

AGNES A. DE LEON, CESO V
OIC - Regional Director

Date:


MONTHLY REPORT OF DISBURSEMENTS
For the month of December 2023


Department : Department of the Interior and Local Government (DILG)
 Agency/Entity : Office of the Secretary
 Operating Unit : Regional Office - I
 Organization Code (UACS) : 14 001 0300001
 Fund Cluster : 01 - Regular Agency Fund


Particulars	Current Year Budget					Prior Year's Budget						Trust Liabilities				Grand Total					Remarks							
	PS	MOOE	FinEx	CO	TOTAL	Prior Year's Accounts Payable					Current Year's Accounts Payable					SUB-TOTAL	PS	MOOE	CO	TOTAL		PS	MOOE	FinEx	CO	TOTAL		
						7	8	9	10	11	12	13	14	15	16												17	18
1	2	3	4	5	6=(2+3+4+5)	7	8	9	10	11=(7+8+9+10)	12	13	14	15	16=(12+13+14+15)	17=(11+16)	18=(6+17)	19	20	21	22=(19+20+21)	23	24	25	26	27=(23+24+25+26)	28	
CASH DISBURSEMENTS	32,240,842.89	144,587,007.04	0.00	0.00	176,827,849.93	0.00	0.00	0.00	0.00	0.00	0.00	164,231.02	0.00	0.00	164,231.02	164,231.02	176,992,080.95	0.00	0.00	0.00	0.00	32,240,842.89	144,751,238.06	0.00	0.00	176,992,080.95		
Notice of Cash Allocation (NCA)	25,959,483.90	6,397,676.53	0.00	0.00	32,357,160.43	0.00	0.00	0.00	0.00	0.00	0.00	59,046.00	0.00	0.00	59,046.00	59,046.00	32,416,206.43	0.00	0.00	0.00	0.00	25,959,483.90	6,458,722.53	0.00	0.00	32,416,206.43		
MDS Checks Issued	0.00	0.00	0.00	0.00	0.00	0.00	0.00	0.00	0.00	0.00	0.00	0.00	0.00	0.00	0.00	0.00	0.00	0.00	0.00	0.00	0.00	0.00	0.00	0.00	0.00	0.00	0.00	
Advice to Debit Account	25,959,483.90	6,397,676.53	0.00	0.00	32,357,160.43	0.00	0.00	0.00	0.00	0.00	0.00	59,046.00	0.00	0.00	59,046.00	59,046.00	32,416,206.43	0.00	0.00	0.00	0.00	25,959,483.90	6,458,722.53	0.00	0.00	32,416,206.43		
Notice of Transfer Allocations (NTA)	6,281,358.99	138,189,330.51	0.00	0.00	144,470,689.50	0.00	0.00	0.00	0.00	0.00	0.00	105,185.02	0.00	0.00	105,185.02	105,185.02	144,575,874.52	0.00	0.00	0.00	0.00	6,281,358.99	138,294,515.53	0.00	0.00	144,575,874.52		
MDS Checks Issued	0.00	0.00	0.00	0.00	0.00	0.00	0.00	0.00	0.00	0.00	0.00	0.00	0.00	0.00	0.00	0.00	0.00	0.00	0.00	0.00	0.00	0.00	0.00	0.00	0.00	0.00	0.00	
Advice to Debit Account	6,281,358.99	138,189,330.51	0.00	0.00	144,470,689.50	0.00	0.00	0.00	0.00	0.00	0.00	105,185.02	0.00	0.00	105,185.02	105,185.02	144,575,874.52	0.00	0.00	0.00	0.00	6,281,358.99	138,294,515.53	0.00	0.00	144,575,874.52		
Working Fund for FAPs	0.00	0.00	0.00	0.00	0.00	0.00	0.00	0.00	0.00	0.00	0.00	0.00	0.00	0.00	0.00	0.00	0.00	0.00	0.00	0.00	0.00	0.00	0.00	0.00	0.00	0.00	0.00	
Cash Disbursement Ceiling (CDC)	0.00	0.00	0.00	0.00	0.00	0.00	0.00	0.00	0.00	0.00	0.00	0.00	0.00	0.00	0.00	0.00	0.00	0.00	0.00	0.00	0.00	0.00	0.00	0.00	0.00	0.00	0.00	
TOTAL CASH DISBURSEMENTS	32,240,842.89	144,587,007.04	0.00	0.00	176,827,849.93	0.00	0.00	0.00	0.00	0.00	0.00	164,231.02	0.00	0.00	164,231.02	164,231.02	176,992,080.95	0.00	0.00	0.00	0.00	32,240,842.89	144,751,238.06	0.00	0.00	176,992,080.95		
NON-CASH DISBURSEMENTS	3,528,845.27	286,541.10	0.00	0.00	3,815,386.37	0.00	0.00	0.00	0.00	0.00	0.00	0.00	0.00	0.00	0.00	0.00	3,815,386.37	0.00	0.00	0.00	0.00	3,528,845.27	286,541.10	0.00	0.00	3,815,386.37		
Tax Remittance Advices Issued (TRA)	3,528,845.27	286,541.10	0.00	0.00	3,815,386.37	0.00	0.00	0.00	0.00	0.00	0.00	0.00	0.00	0.00	0.00	0.00	3,815,386.37	0.00	0.00	0.00	0.00	3,528,845.27	286,541.10	0.00	0.00	3,815,386.37		
Non-Cash Availment Authority (NCAA)	0.00	0.00	0.00	0.00	0.00	0.00	0.00	0.00	0.00	0.00	0.00	0.00	0.00	0.00	0.00	0.00	0.00	0.00	0.00	0.00	0.00	0.00	0.00	0.00	0.00	0.00	0.00	
Disbursements effected through outright deductions from claims (please specify...)	0.00	0.00	0.00	0.00	0.00	0.00	0.00	0.00	0.00	0.00	0.00	0.00	0.00	0.00	0.00	0.00	0.00	0.00	0.00	0.00	0.00	0.00	0.00	0.00	0.00	0.00	0.00	
Overpayment of expenses(e.g. personnel benefits)	0.00	0.00	0.00	0.00	0.00	0.00	0.00	0.00	0.00	0.00	0.00	0.00	0.00	0.00	0.00	0.00	0.00	0.00	0.00	0.00	0.00	0.00	0.00	0.00	0.00	0.00	0.00	
Restitution for loss of government property	0.00	0.00	0.00	0.00	0.00	0.00	0.00	0.00	0.00	0.00	0.00	0.00	0.00	0.00	0.00	0.00	0.00	0.00	0.00	0.00	0.00	0.00	0.00	0.00	0.00	0.00	0.00	
Liquidated damages and similar claims	0.00	0.00	0.00	0.00	0.00	0.00	0.00	0.00	0.00	0.00	0.00	0.00	0.00	0.00	0.00	0.00	0.00	0.00	0.00	0.00	0.00	0.00	0.00	0.00	0.00	0.00	0.00	
Others(TEF, BTr-Documentary Stamp Tax, etc.)	0.00	0.00	0.00	0.00	0.00	0.00	0.00	0.00	0.00	0.00	0.00	0.00	0.00	0.00	0.00	0.00	0.00	0.00	0.00	0.00	0.00	0.00	0.00	0.00	0.00	0.00	0.00	
TOTAL NON-CASH DISBURSEMENTS	3,528,845.27	286,541.10	0.00	0.00	3,815,386.37	0.00	0.00	0.00	0.00	0.00	0.00	0.00	0.00	0.00	0.00	0.00	3,815,386.37	0.00	0.00	0.00	0.00	3,528,845.27	286,541.10	0.00	0.00	3,815,386.37		
GRAND TOTAL	35,769,688.16	144,873,548.14	0.00	0.00	180,643,236.30	0.00	0.00	0.00	0.00	0.00	0.00	164,231.02	0.00	0.00	164,231.02	164,231.02	180,807,467.32	0.00	0.00	0.00	0.00	35,769,688.16	145,037,779.16	0.00	0.00	180,807,467.32		

SUMMARY	Particulars	Previous Report (1)	This Month (2)	As at Date (3)	As at Date (4)
NCA	257,732,000.00	21,555,000.00	279,287,000.00		
NTA	56,554,988.50	141,015,261.24	197,570,249.74		
Working Fund	0.00	0.00	0.00		
TRA	20,998,593.64	3,815,386.37	24,813,980.01		
CDC	0.00	0.00	0.00		
NCAA	0.00	0.00	0.00		
Less: Notice of Transfer of Allocations (NTA)* issued	0.00	0.00	0.00		
Total Disbursement Authorities Available	335,285,582.14	166,385,647.61	501,671,229.75		
Less:	0.00	0.00	0.00		
Lapsed NCA	3,105,603.78	5.90	3,105,609.68		
Disbursements	317,758,152.75	180,807,467.32	498,565,620.07		
Less: Other Non-Cash Disbursements	0.00	0.00	0.00		
Disbursements effected through outright deductions from claims	0.00	0.00	0.00		
Overpayment of expenses(e.g. personnel benefits)	0.00	0.00	0.00		
Restitution for loss of government property	0.00	0.00	0.00		
Liquidated damages and similar claims	0.00	0.00	0.00		
Others (e.g. TEF, BTr, Docs Stamp, etc.)	0.00	0.00	0.00		
Add/Less: Adjustments (e.g. cancelled/staled checks)	0.00	0.00	0.00		
Balance of Disbursement Authorities as at date	14,421,825.61	(14,421,825.61)	0.00		
Total Disbursements Program	257,732,000.00	21,555,000.00	279,287,000.00		
Less: *Actual Disbursements	317,758,152.75	180,807,467.32	498,565,620.07		
(Over)/Under spending	(60,026,152.75)	(159,252,467.32)	(219,278,620.07)		

Notes: * The use of NTA is discouraged
 Notes: ** Amounts should tally with the grand total disbursement (column 27).

Certified Correct:

CHRISTINE JOY F. CASUGA
 Regional Accountant
 Date:

Recommending Approval:

Engr. SHARWYN M. SANGEL
 FAD CHIEF
 Date:

Approved By:

JONATHAN PAUL M. PUSEN, JR., CESO III
 Regional Director
 Date: